

STATE OF NORTH DAKOTA



NORTH DAKOTA JUDICIAL COUNCIL STATISTICAL COMPILATION AND REPORT

July through December, 1971

CALVIN N. ROLFSON

Executive Director

STATE OF NORTH DAKOTA



NORTH DAKOTA JUDICIAL COUNCIL STATISTICAL COMPILATION AND REPORT

July through December, 1971

CALVIN N. ROLFSON

Executive Director

TABLE OF CONTENTS

	<u>Page</u>
GENERAL:	
Letter of Transmittal and Dedication-----	i
Narrative Introduction and General Commentary-----	1
Judicial Council Roster-----	4
Roster of North Dakota Supreme Court Justices and Officials-----	5
Roster of District Judges and Districts----	6
Roster of Judges of the County Courts with Increased Jurisdiction-----	7
Charted Summary of the North Dakota Court System-----	8
Map of North Dakota Judicial Districts-----	9
Map of Counties with Increased Jurisdiction-----	10
Comparative Salary list of all State Supreme Courts-----	11
Comparative Salary Graph of all State Supreme Courts-----	12
Comparative Salary Listing of all State General Trial Courts (District Courts)-----	13
Comparative Salary Graph of all State General Trial Courts (District Courts)-----	14
 JUDICIAL STATISTICS:	
Summary of North Dakota Supreme Court Business (Tables 1-7)-----	15-21
Summary of North Dakota District Court Business (Tables 8-18)-----	22-32
Report of County Courts with Increased Jurisdiction (Tables 19-31)----	33-45
Report of County Justice Court (Tables 32-36)-----	46-52
Report of Clerks of District Court (Tables 37-46)-----	53-71

TABLE OF CONTENTS (Cont.)

	<u>Page</u>
JUDICIAL STATISTICS: (Cont.)	
Report of County Courts (Tables 47-53)---	73-86
Report of Selected Municipal Courts (Tables 54-56)-----	87-89
TRAFFIC VIOLATIONS STATISTICS:	
Report of the Safety Responsibility of the North Dakota State Highway Department (Tables 57 & 58)-----	90-91
PRISON STATISTICS:	
Report of Admissions to the North Dakota State Penitentiary and the North Dakota State Farm (Tables 59-72)--	92-105

State of North Dakota
SUPREME COURT

CALVIN N. ROLFSON
ADMINISTRATOR

STATE CAPITOL
BISMARCK, NORTH DAKOTA 58501
(701) 224-3134

May 15, 1972

TO THE HONORABLE CHIEF JUSTICE
AND ASSOCIATE JUSTICES OF THE
SUPREME COURT OF THE STATE OF
NORTH DAKOTA:

TO THE HONORABLE MEMBERS OF THE
NORTH DAKOTA JUDICIAL COUNCIL:

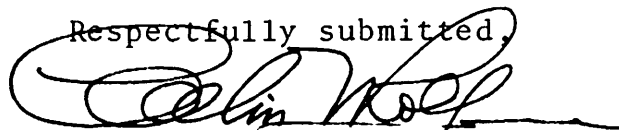
Submitted herewith is the statistical compilation and report of the North Dakota Judicial Council for the period of July 1 through December 31, 1971.

This compilation is intended to serve as a reference source for statistical information on the operation of the North Dakota judicial system.

I take this opportunity to publicly acknowledge the invaluable assistance and cooperation extended to me by the judges and other court personnel whose reports provide the information contained herein.

I also gratefully acknowledge the tireless support and assistance that I have received from Mr. Elmer Dewald, past Executive Secretary of the North Dakota Judicial Council. Through his service to the State's judiciary for the past ten years, he has materially improved the administration of justice in North Dakota, and it is to him and the faithful hours he has served the courts of this State that I dedicate this publication.

Respectfully submitted,



CALVIN N. ROLFSON
Court Administrator and
Judicial Council Executive Secretary

INTRODUCTION

The North Dakota Judicial Council was established as an arm of the judicial branch of State Government in 1927. Present statutory language governing the Judicial Council is found in Chapter 27-15 of the North Dakota Century Code.

The Council is composed of the following members:

1. All judges of the supreme court, district courts, and county courts of increased jurisdiction in the state;
2. The attorney general;
3. The dean of the school of law of the university;
4. Five members of the bar who are engaged in the practice of law who are chosen by the executive committee of the state bar association;
5. All retired judges of the supreme and district courts of the state.

In general, the Judicial Council is given the duty to make a continuous study of the judicial system of the state to the end that procedure may be simplified, business expedited and justice better administered. The members of the Council serve without compensation, but are allowed necessary expenses which are incurred in the discharge of their duties. The Chief Justice of the North Dakota Supreme Court serves as Chairman of the Judicial Council.

There are two regular meetings of the Judicial Council held each year and the chairman may call special meetings from time to time.

The Judicial Council employs an executive secretary to assist in its duties. Through the Council, the executive secretary is empowered to gather and publish statistical data concerning the courts, judges and officers thereof; to make recommendations to the Council for improvement of the judicial system; hold public hearings on behalf of the Council; and in general to lend any assistance to the Council in its efforts to improve the State's judicial system.

In 1971, the Judicial Council received a two-year grant from the North Dakota Combined Law Enforcement Council to employ a full-time Judicial Council Executive Secretary-Court Administrator. On October 1, 1971, the Chief Justice appointed Mr. Calvin N. Rolfson to fill that position, which appointment was confirmed by the Judicial Council at its October meeting. Mr. Rolfson serves both in the capacity of Judicial Council Executive Secretary and as Court Administrator for the North Dakota Supreme Court.

Also in 1971, the Supreme Court, through a grant from the Highway Safety Act of 1966 (Public Law 89-564), administered by the North Dakota State Highway Department, employed an Assistant Court Administrator with a municipal court and traffic court portfolio. On December 1, 1971, Mr. Howard A. Olson was appointed by the Chief Justice to fill that position.

Through the creation of these full-time positions of assistance to the North Dakota judicial system, the administration of justice in this State should materially improve to the benefit of everyone involved in the judicial process.

The present members of the North Dakota Judicial Council (as of December 31, 1971) are shown on the following page. There are 48 members on the Council.

The Judicial Council and everyone involved in the State judicial system deeply mourns the death of the Honorable Clifford Schneller, District Judge of the Third Judicial District in Wahpeton, North Dakota. As senior district judge of his district, Judge Schneller enjoyed the high confidence of his fellow citizens, including his peers of the bench and bar, and as a distinguished jurist as well as a citizen of this State, Judge Schneller brought honor to the legal profession as well as to his family, community, State and Nation.

Judge Schneller, who passed on to a better life on March 18, 1972, was replaced by gubernatorial appointment by the Honorable Wallace E. Warner of Wahpeton. We wish Judge Warner success in his new judicial responsibilities.

The following pages of this report contain various charts, graphs, tables and the like, and represent judicial activity during the last half of 1971. The statistics portrayed herein do not necessarily indicate judicial accomplishments, nor are they intended to show the amount of work a particular judge has done, but how much he has to do, the status of his docket, and the amount of workload that is placed upon him and his court. With this information, certain trends can be determined in order to assist the Supreme Court in its judicial supervisory capacity and in its desire to see that justice in North Dakota is expeditiously administered.

MEMBERS OF THE JUDICIAL COUNCIL

(48 Members)
As of December 31, 1971

JUSTICES OF THE SUPREME COURT

Alvin C. Strutz, Chief Justice
Obert C. Teigen, Associate
Ralph J. Erickstad, Associate
Harvey B. Knudson, Associate
William L. Paulson, Associate

JUDGES OF THE DISTRICT COURT

FIRST DISTRICT

Roy K. Redetzke
Hamilton E. Englert
Harold M. Hager
Ralph B. Maxwell
A. C. Bakken

SECOND DISTRICT

Douglas B. Heen
Ray R. Friederich
James O'Keefe

THIRD DISTRICT

Clifford Schneller*
Adam Gefreh

FOURTH DISTRICT

W. C. Lynch
Martin C. Fredricks
Clifford Jansonius

FIFTH DISTRICT

Eugene A. Burdick
Roy A. Ilvedson
William H. Beede

SIXTH DISTRICT

Emil A. Giese
C. F. Kelsch
Norbert J. Muggli

COUNTY COURTS WITH INCREASED JURISDICTION

Halvor L. Halvorson
Theodore Weisenburger
Gerald G. Glaser
D. E. McCullagh
Kirk Smith

R. H. Sherman
Leo Beauclair
William F. Hodny
Cytella Rittgers

Samuel D. Krause
Lawrence O'Connell
George Margulies
Thomas D. Ewing

ATTORNEY GENERAL

Helgi Johanneson

U.N.D. SCHOOL OF LAW

Dean Robert Rushing

RETIRED JUDGES OF THE SUPREME AND DISTRICT COURTS

James Morris
Harry E. Rittgers

George Thom, Jr.
Harvey J. Miller

FIVE MEMBERS OF THE BAR

Michael R. McIntee
Richard McGee
John C. McClintock

Hugh McCutcheon
Patrick A. Conmy

Calvin N. Rolfson
Executive Secretary

*Deceased, Replaced by
Wallace E. Warner

NORTH DAKOTA SUPREME COURT JUSTICES AND OFFICIALS

(As of December 31, 1971)

Supreme Court Justices

The Honorable Alvin C. Strutz, Chief Justice
The Honorable Obert C. Teigen, Associate Justice
The Honorable Ralph J. Erickstad, Associate Justice
The Honorable Harvey B. Knudson, Associate Justice
The Honorable William L. Paulson, Associate Justice

Supreme Court Officials

Mrs. Luella Dunn-----Clerk
Mrs. Catherine Fox-----Deputy Clerk
Elmer Dewald-----Court Reporter & State Law Librarian
Calvin N. Rolfson-----Court Administrator
Howard A. Olson-----Assistant Court Administrator
Charles M. Travis-----Code Reviser
Robert Holte-----Law Clerk
Mervin Nordeng-----Law Clerk

Supreme Court Offices

State Capitol, Bismarck, North Dakota, 58501

JUDICIAL DISTRICTS, THEIR COUNTIES AND DISTRICT JUDGES

(As of December 31, 1971)

JUDICIAL DISTRICT	COUNTIES IN DISTRICT	DISTRICT JUDGES
FIRST-----	Barnes, Cass, Grand Forks, Griggs, Nelson, Steele and Traill.	-----Hon. Roy K. Redetzke* Fargo, N. Dak. 58102 Hon. Hamilton E. Englert Valley City, N. D. 58072 Hon. Harold Hager Grand Forks, N.D., 58201 Hon. Ralph B. Maxwell Fargo, N.D., 58102 Hon. A. C. Bakken Grand Forks, N.D., 58201
SECOND-----	Benson, Bottineau, Cavalier, McHenry, Pembina, Pierce, Ramsey, Renville, Towner and Walsh.	-----Hon. Douglas B. Heen* Devils Lake, N.D., 58301 Hon. Ray R. Friederich Rugby, N.D., 58368 Hon. James H. O'Keefe Grafton, N.D., 58237
THIRD-----	Dickey, Emmons, LaMoure, Logan, McIntosh, Ransom, Richland and Sargent.	-----Hon. Adam Gefreh* Linton, N.D., 58552 Hon. Clifford Schneller Wahpeton, N.D., 58075
FOURTH-----	Burleigh, Eddy, Foster, Kidder, McLean, Sheridan, Stutsman and Wells.	-----Hon. W. C. Lynch* Bismarck, N.D., 58501 Hon. M. C. Fredricks Jamestown, N.D., 58401 Hon. Clifford Jansonius Bismarck, N.D., 58501
FIFTH-----	Burke, Divide, McKenzie, Mountrail, Ward and Williams.	-----Hon. Eugene A. Burdick* Williston, N.D., 58801 Hon. Roy A. Ilvedson Minot, N.D., 58701 Hon. William M. Beede Minot, N.D., 58701
SIXTH-----	Adams, Billings, Bowman, Dunn, Golden Valley, Grant, Hettinger, Mercer, Morton, Oliver, Sioux, Slope and Stark	-----Hon. Emil A. Giese* Hettinger, N.D., 58639 Hon. C. F. Kelsch Mandan, N.D., 58554 Hon. Norbert J. Muggli Dickinson, N.D., 58601

*(Senior District Judge)

JUDGES OF THE COUNTY COURTS WITH INCREASED JURISDICTION

(As of December 31, 1971)

BARNES COUNTY

Hon. Leo J. Beauclair
Valley City, N.D., 58072

MORTON COUNTY

Hon. William F. Hodny
Mandan, N.D., 58554

BENSON COUNTY

Hon. Theodore Weisenburger
Minnewaukan, N.D., 58351

RANSOM COUNTY

Hon. G. Margulies
Lisbon, N.D., 58054

BURLEIGH COUNTY

Hon. Gerald G. Glaser
Bismarck, N.D., 58501

STARK COUNTY

Hon. Thomas D. Ewing
Dickinson, N.D., 58601

CASS COUNTY

Hon. D. E. McCullagh
Fargo, N.D., 58102

STUTSMAN COUNTY

Hon. Cytella D. Rittgers
Jamestown, N.D., 58401

GRAND FORKS COUNTY

Hon. Kirk Smith
Grand Forks, N.D., 58201

WARD COUNTY

Hon. Halvor L. Halvorson
Minot, N.D., 58701

LAMOURE COUNTY

Hon. R. H. Sherman
LaMoure, N.D., 58458

WELLS COUNTY

Hon. Samuel D. Krause
Fessenden, N.D., 58438

WILLIAMS COUNTY

Hon. Lawrence O'Connell
Williston, N.D., 58801

THE NORTH DAKOTA JUDICIAL SYSTEM

SUPREME COURT

Chief Justice & 4 Associates. Elected for 10 year terms. Chief Justice appointed by Supreme & District Court judges from ranks of Supreme Court Justices. Chief Justice serves term of 5 years.

Final Appellate Jurisdiction in:

1. All criminal cases (felony or misdemeanor) from District Court.
2. Final judgments, orders or writs of District Court in civil cases.
3. Misdemeanor & civil cases from County Court with Increased Jurisd.
4. Such other cases as provided by law.

Original Jurisdiction in:

1. Writs of habeas corpus, mandamus, quo warranto, certiorari & injunction.
2. Cases of public concern affecting sovereign rights of the State.

DISTRICT COURT

19 Judges in 6 judicial districts. Elected for 6-year terms.

Original Jurisdiction in:

1. Issuing all writs, process & commissions as provided by law.
2. All civil cases (concurrently with county justice & county judge with increased jurisd.
3. All criminal cases (concurrently with county justice & county judge with increased jurisd. in misd. cases.

Appellate Jurisdiction in:

1. Final judgments of county justice Court (civil or crim.)
2. Final judgments of municipal courts.
3. Judgments, decrees or orders of county court probate matters
4. Determinations of inferior officers, boards or tribunals.

COUNTY COURT WITH INCREASED JURISDICTION

Increased jurisdiction determined by county election. 4-year terms.

Original Jurisdiction in:

1. Civil cases up to \$1000.
2. All misdemeanor cases.
3. Small claims court (up to \$200)
4. Concurrent jurisdiction with county justice court.

Appellate jurisdiction in:

1. Final judgments of municipal courts.

(NOTE: As of 10/1/71, 13 of the State's 53 counties had county courts with increased jurisd.)

COUNTY JUSTICE COURT

County-wide jurisdiction. Elected for 4-year terms.

Original jurisdiction in:

1. Civil cases up to \$200, except boundry or title disputes.
2. All misdemeanor cases.
3. Small claims court (up to \$200).
4. Institute searches & seizures.
5. Hold preliminary hearings & act as committing magistrate in felonies.
6. Other cases as provided by law.

Appellate Jurisdiction: None.

COUNTY COURT

4-year terms. Combined with County Justice Court, it becomes County with Increased Jurisdiction when approved by county electorate.

Original Jurisdiction in:

1. All probate, guardianship & other testamentary matters.

Appellate Jurisdiction: None.

MUNICIPAL COURT

Elected by city voters for 4-year term.

Original Jurisdiction in:

1. All offenses against city ordinances.

Appellate Jurisdiction: None.






— Indicates appeal route.

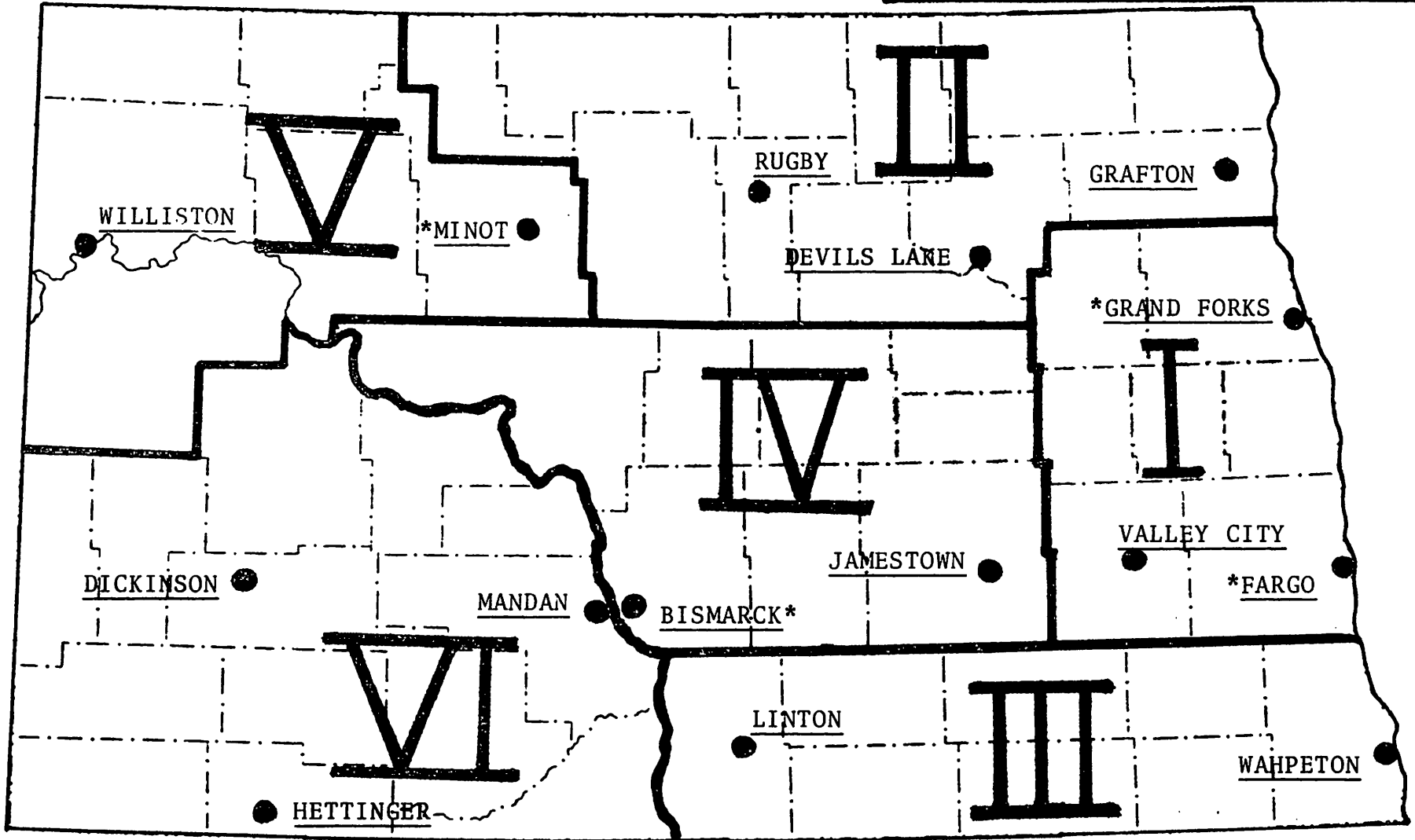
THE JUDICIAL DISTRICTS OF
THE STATE OF NORTH DAKOTA

NORTH DAKOTA

SCALE OF MILES

0 20 40 60 80

-  = JUDICIAL DISTRICT BOUNDRY
-  CITY = DISTRICT COURT CHAMBERS
[(*) Indicates 2 Judges]
-  = JUDICIAL DISTRICT NUMBER





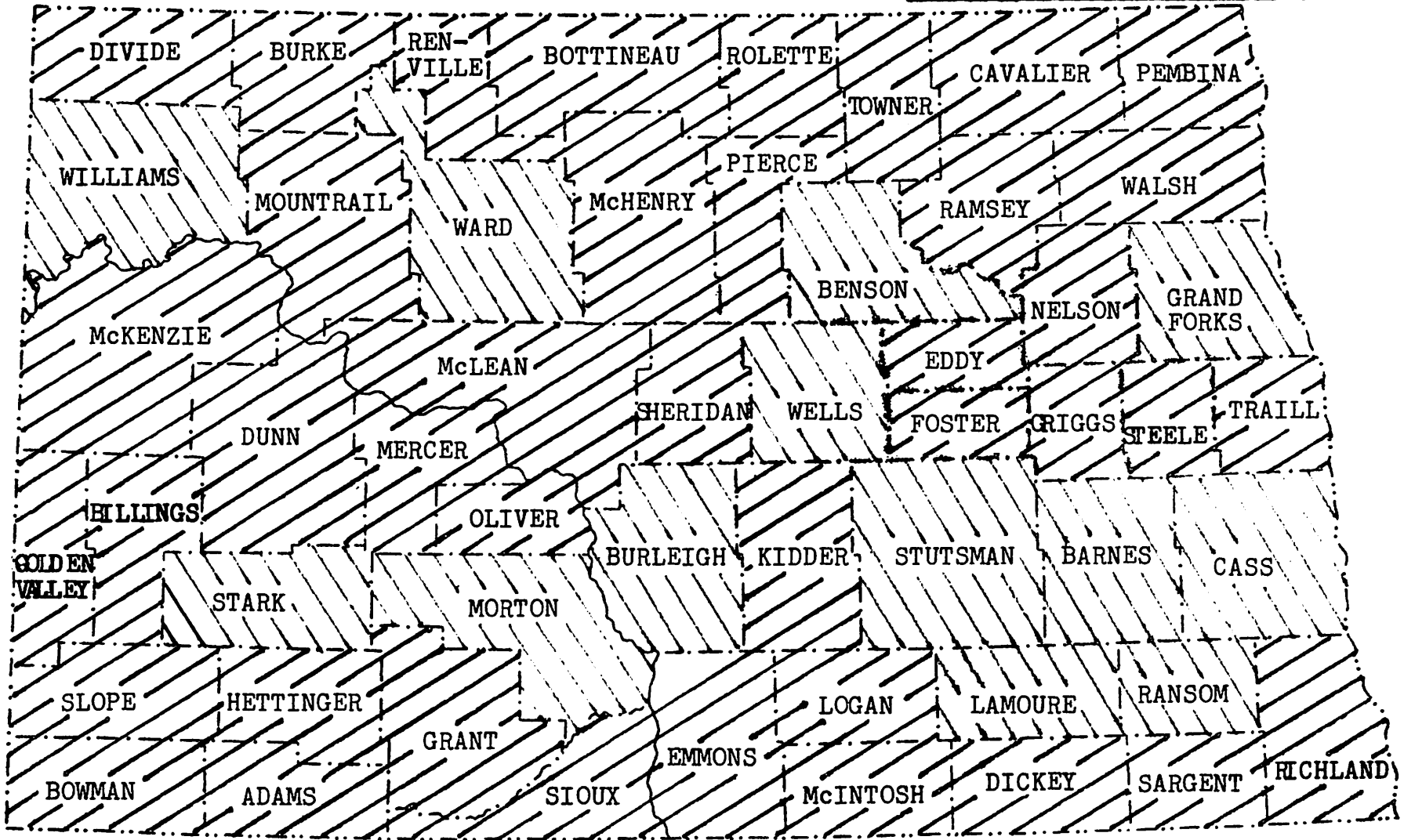
THE COUNTY COURT SYSTEM IN
THE STATE OF NORTH DAKOTA.

NORTH DAKOTA

SCALE OF MILES

0 20 40 60 80

-  COUNTY COURTS WITH INCREASED JURISDICTION.
-  COUNTY COURTS AND COUNTY JUSTICE COURTS (Detached)

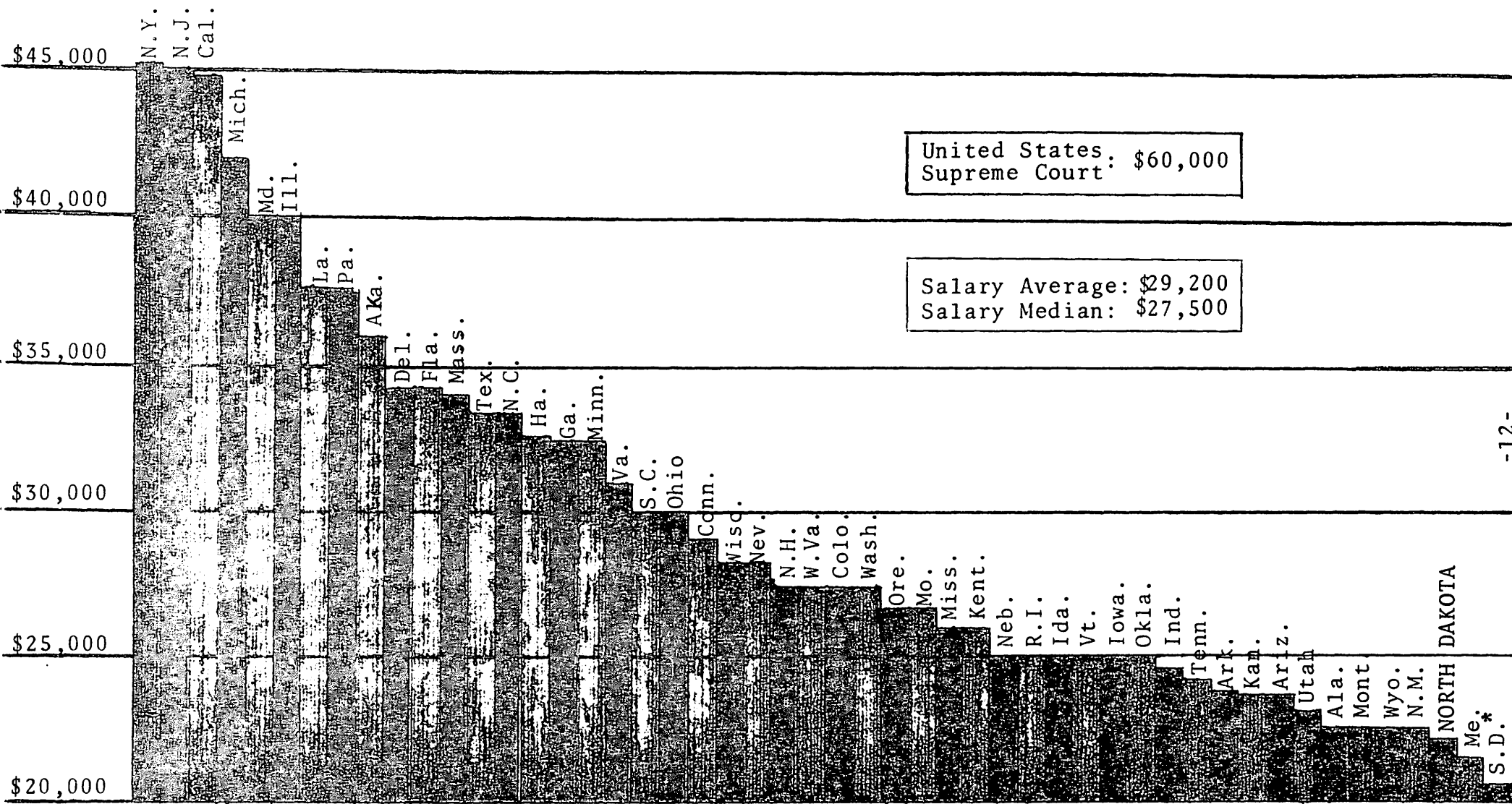


1971 JUDICIAL SALARIES
State Supreme Courts

(From a Connecticut Study)

<u>STATE</u>	<u>SALARY</u>	<u>STATE SALARY RANK</u>	<u>RANKING IN 1970 PER- CAPITA INCOME</u>
New York	\$ 45,150	1	4
New Jersey	45,000	2	7
California	44,903	3	5
Michigan	42,000	4	11
Maryland	40,000	5	10
Illinois	40,000	6	6
Louisiana	37,500	7	45
Pennsylvania	37,500	8	17
Alaska	36,000	9	2
Delaware	34,000	10	9
Florida	34,000	11	24
Massachusetts	33,800	12	8
Texas	33,000	13	31
North Carolina	33,000	14	42
Hawaii	32,670	15	12
Georgia	32,500	16	34
Minnesota	32,500	17	18
Virginia	31,000	18	30
South Carolina	30,000	19	46
Ohio	30,000	20	15
Connecticut	29,000	21	1
Wisconsin	28,000	22	19
Nevada	28,000	23	3
New Hampshire	27,500	24	26
West Virginia	27,500	25	47
Colorado	27,500	26	21
Washington	27,500	27	14
Oregon	26,500	28	22
Missouri	26,500	29	27
Mississippi	26,000	30	50
Kentucky	26,000	31	43
Nebraska	25,000	32	20
Rhode Island	25,000	33	13
Idaho	25,000	34	40
Vermont	25,000	35	32
Iowa	25,000	36	23
Oklahoma	25,000	37	36
Indiana	24,500	38	16
Tennessee	24,000	39	44
Arkansas	23,600	40	49
Kansas	23,500	41	25
Arizona	23,500	42	28
Utah	23,000	43	39
Alabama	22,500	44	48
Montana	22,500	45	33
Wyoming	22,500	46	29
New Mexico	22,500	47	41
<u>NORTH DAKOTA</u>	22,000	48	38
Maine	21,250	49	35
South Dakota *	20,500*	50	37

*At this publication, South Dakota judges received a salary increase raising them above North Dakota.



United States: \$60,000
Supreme Court

Salary Average: \$29,200
Salary Median: \$27,500

JUDICIAL SALARY COMPARISONS---STATE SUPREME COURTS.

(1971 Salaries)

[From a Connecticut Study]

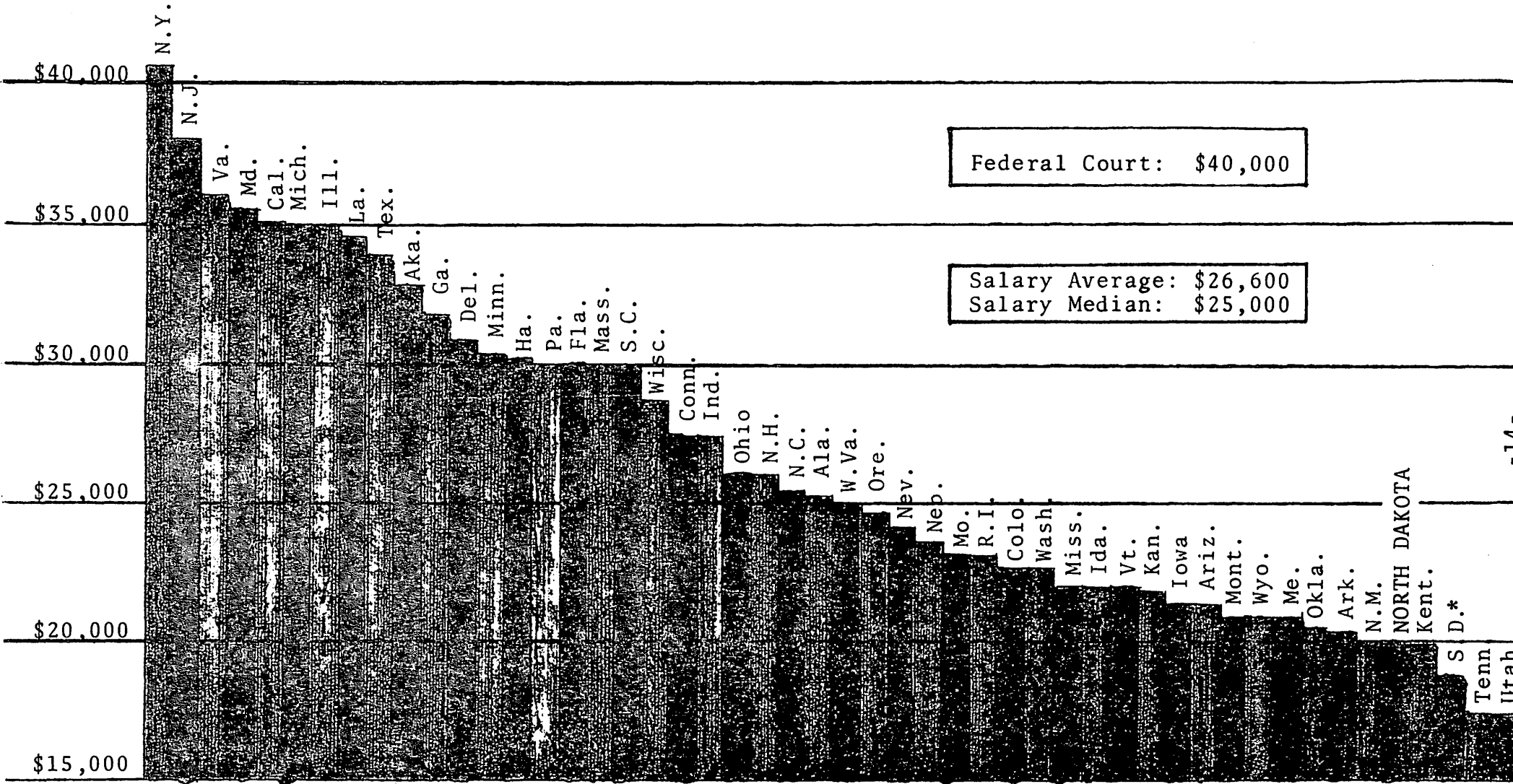
* At this publication, South Dakota judges received a salary increase raising them above North Dakota.

1971 JUDICIAL SALARIES
General Trial Courts (District Court)

(From a Connecticut Study)

<u>STATE</u>	<u>SALARY</u>	<u>STATE SALARY RANK</u>	<u>RANKING IN 1970 PER- CAPITA INCOME</u>
New York	\$ 40,833	1	4
New Jersey	37,000	2	7
Virginia	36,000	3	30
Maryland	35,500	4	10
California	35,080	5	5
Michigan	35,000	6	11
Illinois	35,000	7	6
Louisiana	34,500	8	45
Texas	34,000	9	31
Alaska	33,000	10	2
Georgia	32,000	11	34
Delaware	31,000	12	9
Minnesota	30,500	13	18
Hawaii	30,200	14	12
Pennsylvania	30,000	15	17
Florida	30,000	16	24
Massachusetts	30,000	17	8
South Carolina	30,000	18	46
Wisconsin	28,600	19	19
Connecticut	27,500	20	1
Indiana	27,500	21	16
Ohio	26,000	22	15
New Hampshire	26,000	23	26
North Carolina	25,500	24	42
Alabama	25,200	25	48
West Virginia	25,000	26	47
Oregon	24,500	27	22
Nevada	24,000	28	3
Nebraska	23,500	29	20
Missouri	23,000	30	27
Rhode Island	23,000	31	13
Colorado	22,500	32	21
Washington	22,500	33	14
Mississippi	22,000	34	50
Idaho	22,000	35	40
Vermont	22,000	36	32
Kansas	21,900	37	25
Iowa	21,500	38	23
Arizona	21,500	39	28
Montana	21,000	40	33
Wyoming	21,000	41	29
Maine	21,000	42	35
Oklahoma	20,500	43	36
Arkansas	20,400	44	49
New Mexico	20,000	45	41
<u>NORTH DAKOTA</u>	20,000	46	38
Kentucky	19,900	47	43
South Dakota*	18,500*	48	37
Tennessee	17,500	49	44
Utah	17,500	50	39

*At this publication, South Dakota judges received a salary increase raising them above North Dakota.



Federal Court: \$40,000

Salary Average: \$26,600
Salary Median: \$25,000

-JUDICIAL SALARY COMPARISONS-
TRIAL COURT OF GENERAL JURISDICTION (District Court)
 (1971 Salaries)

[From a Connecticut Study]

*At this publication, South Dakota judges received a salary increase raising them above North Dakota.

SUMMARY OF SUPREME COURT BUSINESS

(July 1 to December 31, 1971)

C I V I L

In this civil category are included appeals, certified questions, original proceedings, applications to exercise original jurisdiction or supervisory powers.

-Submitted, but pending at beginning of reporting period.-----	26*
-Submitted during reporting period.-----	<u>44</u>
TOTAL ACTIVE CIVIL CASES DURING PERIOD.---	<u><u>70</u></u>

Civil Cases Completed

-Opinion entered, and remittitur sent down during reporting period (APPEALS)-----	42
-Final decision during reporting period (ORIGINAL JURISDICTION)-----	5
-Dismissal on motion argued-----	<u>2</u>
TOTAL CIVIL CASES COMPLETED DURING PERIOD-	<u><u>49</u></u>

Cases Submitted and undisposed of at end of period----- 33

*A different method of reporting was used in this report compared to previous reports which results in a numerical and calculated variance on this table.

SUMMARY OF SUPREME COURT BUSINESS

(July 1 to December 31, 1971)

C R I M I N A L

In this criminal category are included appeals, certified questions, original proceedings, applications to exercise original jurisdiction or supervisory powers.

-Submitted, but pending at beginning of reporting period-----	3
-Submitted during reporting period-----	<u>11</u>
TOTAL ACTIVE CASES DURING PERIOD.-----	<u><u>14</u></u>

Criminal Cases Completed

-Opinion entered, and remittitur sent down during reporting period (APPEALS)-----	4
-Dismissed during reporting period-----	<u>1</u>
TOTAL CRIMINAL CASES COMPLETED DURING PERIOD-----	<u><u>5</u></u>

Criminal cases submitted and undisposed of at end of reporting period-----	<u><u>9</u></u>
--	-----------------

SUMMARY OF SUPREME COURT BUSINESS

(July 1 to December 31, 1971)

Petitions for Rehearing

-Pending at beginning of reporting period-----	0
-Filed during reporting period-----	<u>12</u>
 TOTAL PETITIONS BEFORE SUPREME COURT-----	 <u><u>12</u></u>
 -Rehearing granted-----	 0
-Rehearing denied-----	<u>12</u>
 TOTAL-----	 <u><u>12</u></u>
 Petitions for rehearing pending at end of reporting period-----	 <u><u>0</u></u>

SUMMARY OF SUPREME COURT BUSINESS

(July 1 to December 31, 1971)

Age of Pending Submitted Cases

<u>AGE OF CASES</u>	<u>CIVIL</u>	<u>CRIMINAL</u>
-Under six months-----	30	8
-Six to twelve months-----	3	1
-Twelve to eighteen months-----	0	0
-Over eighteen months-----	<u>0</u>	<u>0</u>
<u>TOTAL</u> -----	<u>33</u>	<u>9</u>

SUMMARY OF SUPREME COURT BUSINESS

(July 1 to December 31, 1971)

D I S P O S I T I O N SAppeals

	<u>CIVIL</u>	<u>CRIMINAL</u>
-Affirmed-----	19	3
-Modified-----	4	0
-Reversed-----	12	1
-Part reversed, part affirmed, and part modified-----	1	0
-Certified questions-----	0	0

Original Jurisdiction

-Final decision and order-----	8	1
-Writs (quashed, granted, denied)-----	4	0
-Attorney disciplinary decisions-----	<u>1</u>	<u>0</u>
<u>TOTAL DISPOSITIONS:-----</u>	<u>49</u>	<u>5</u>

SUMMARY OF SUPREME COURT BUSINESS

(July 1 to December 31, 1971)

Judicial Opinions

JUSTICE OR JUDGE	OPINIONS	SPECIAL CONCUR.	DISSENT	ON REHEARING
<u>Justices</u>				
Mr. Chief Justice Strutz--	15	0	0	0
Mr. Justice Teigen-----	10	0	2	1
Mr. Justice Erickstad-----	11	2	0	0
Mr. Justice Knudson-----	2	0	1	0
Mr. Justice Paulson-----	5	0	1	0
PER CURIAM (5 Judge Panel)	0	0	0	0
<u>District Judges</u>				
Judge Heen-----	1	0	0	0
Judge Gefreh-----	1	0	0	0
Judge Burdick-----	1	0	0	0
Judge Jansonius-----	1	0	0	0
Judge O'Keefe-----	2	0	0	0
	49	2	4	1
<u>TOTAL</u> -----	49	2	4	1

SUMMARY OF SUPREME COURT BUSINESS

(July 1 to December 31, 1971)

Conferences and Term Days

<u>CONFERENCES</u>	<u>NUMBER</u>
On rules-----	16
On change of judge-----	27
On Judicial Council-----	8
On assignment of district judges-----	46
On court administration-----	58
On admissions to the bar-----	4
On discipline, disbarment or suspension-----	17
On dismissals, petitions for rehearing, writs, and additional time-----	49
On law library-----	18
On opinions-----	164
Miscellaneous-----	<u>35</u>
<u>TOTAL CONFERENCES</u> -----	<u>442</u>

Terms Held

<u>TYPE OF TERM</u>	<u>DAYS</u>
Regular-----	23
Special-----	<u>0</u>
<u>TOTAL TERM DAYS</u> -----	<u>23</u>

SUMMARY OF DISTRICT COURT BUSINESS

(July 1 to December 31, 1971)

Age of Undecided Cases Fully Submitted

<u>DISTRICT JUDGE</u>	<u>30-90 DAYS</u>	<u>90 DAYS TO 6 MONTHS</u>	<u>MORE THAN 6 MONTHS</u>
Judge Redetzke	0	0	0
Judge Englert	0	0	0
Judge Hager	0	0	0
Judge Maxwell	1	0	0
Judge Bakken	0	0	0
<u>TOTAL (1st Jud. Dist.):</u>	1	0	0
Judge Heen	0	0	0
Judge Friederich	2	0	0
Judge O'Keefe	0	0	0
<u>TOTAL (2nd Jud. Dist.):</u>	2	0	0
Judge Schneller	0	0	0
Judge Gefreh	0	0	0
<u>TOTAL (3rd Jud. Dist.):</u>	0	0	0
Judge Lynch	0	0	0
Judge Fredricks	0	0	0
Judge Jansonius	2	0	0
<u>TOTAL (4th Jud. Dist.):</u>	2	0	0
Judge Burdick	0	0	0
Judge Ilvedson	0	0	0
Judge Beede	0	0	0
<u>TOTAL (5th Jud. Dist.):</u>	0	0	0
Judge Giese	0	1	0
Judge Kelsch	0	0	0
Judge Muggli	0	0	0
<u>TOTAL (6th Jud. Dist.):</u>	0	1	0
<u>STATE TOTAL -----</u>	<u>5</u>	<u>1</u>	<u>0</u>

TABLE 9

SUMMARY OF DISTRICT COURT BUSINESS

(July 1 to December 31, 1971)

C I V I LPre-Trial Matters

<u>DISTRICT JUDGE</u>	<u>NUMBER OF PRE-TRIAL CONFERENCES</u>	<u>PRE-TRIAL SUMMARY JUDGMENT</u>	<u>DISMISSED OR SETTLED</u>
Judge Redetzke	9	3	45
Judge Englert	6	2	38
Judge Hager	4	14	35
Judge Maxwell	3	0	22
Judge Bakken	<u>1</u>	<u>0</u>	<u>20</u>
<u>TOTAL (1st Jud. Dist.):</u>	23	19	160
Judge Heen	28	0	10
Judge Friederich	23	2	8
Judge O'Keefe	<u>10</u>	<u>0</u>	<u>18</u>
<u>TOTAL (2nd Jud. Dist.):</u>	61	2	36
Judge Schneller	4	1	41
Judge Gefreh	<u>3</u>	<u>0</u>	<u>8</u>
<u>TOTAL (3rd Jud. Dist.):</u>	7	1	49
Judge Lynch	7	0	18
Judge Fredricks	0	4	31
Judge Jansonius	<u>4</u>	<u>1</u>	<u>4</u>
<u>TOTAL (4th Jud. Dist.):</u>	11	5	53
Judge Burdick	25	3	10
Judge Ilvedson	0	2	29
Judge Beede	<u>53</u>	<u>1</u>	<u>37</u>
<u>TOTAL (5th Jud. Dist.):</u>	78	6	76
Judge Giese	2	3	12
Judge Kelsch	6	0	0
Judge Muggli	<u>0</u>	<u>0</u>	<u>0</u>
<u>TOTAL (6th Jud. Dist.):</u>	8	3	12
<u>STATE TOTAL-----</u>	<u>188</u>	<u>36</u>	<u>386</u>

SUMMARY OF DISTRICT COURT BUSINESS

(July 1 to December 31, 1971)

C I V I LJ u r y C a s e s

<u>DISTRICT JUDGE</u>	<u>VERDICT RECEIVED</u>	<u>JURY DIS- AGREED</u>	<u>MISTRIAL GRANTED</u>	<u>SETTLED</u>	<u>DISMISSED BY COURT</u>
Judge Redetzke	5	0	0	2	0
Judge Englert	3	0	0	5	1
Judge Hager	2	0	0	0	0
Judge Maxwell	10	0	0	2	0
Judge Bakken	<u>5</u>	<u>0</u>	<u>0</u>	<u>0</u>	<u>0</u>
<u>TOTAL (1st Jud. Dist.):</u>	25	0	0	9	1
Judge Heen	4	0	0	0	0
Judge Friederich	5	0	0	0	0
Judge O'Keefe	<u>3</u>	<u>0</u>	<u>0</u>	<u>0</u>	<u>0</u>
<u>TOTAL (2nd Jud. Dist.):</u>	12	0	0	0	0
Judge Schneller	0	0	0	0	0
Judge Gefreh	<u>3</u>	<u>0</u>	<u>0</u>	<u>0</u>	<u>0</u>
<u>TOTAL (3rd Jud. Dist.):</u>	3	0	0	0	0
Judge Lynch	0	0	0	0	0
Judge Fredricks	0	0	0	0	1
Judge Jansonius	<u>2</u>	<u>0</u>	<u>0</u>	<u>7</u>	<u>1</u>
<u>TOTAL (4th Jud. Dist.):</u>	2	0	0	7	2
Judge Burdick	0	0	0	0	0
Judge Ilvedson	0	0	0	0	0
Judge Beede	<u>0</u>	<u>0</u>	<u>0</u>	<u>0</u>	<u>0</u>
<u>TOTAL (5th Jud. Dist.):</u>	0	0	0	0	0
Judge Giese	1	0	0	0	0
Judge Kelsch	0	0	0	2	12
Judge Muggli	<u>3</u>	<u>0</u>	<u>0</u>	<u>0</u>	<u>0</u>
<u>TOTAL (6th Jud. Dist.):</u>	4	0	0	2	12
<u>STATE TOTAL-----</u>	<u>46</u>	<u>0</u>	<u>0</u>	<u>18</u>	<u>15</u>

SUMMARY OF DISTRICT COURT BUSINESS

(July 1 to December 31, 1971)

C I V I LFormal Motions and Orders to Show Cause

<u>DISTRICT JUDGE</u>	<u>NOTICED & HEARD</u>	<u>- DISPOSED OF</u>	<u>= UNDISPOSED OF</u>
Judge Redetzke	101	101	0
Judge Englert	38	38	0
Judge Hager	48	48	0
Judge Maxwell	89	89	0
Judge Bakken	64	64	0
<u>TOTAL (1st Jud. Dist.):</u>	<u>340</u>	<u>340</u>	<u>0</u>
Judge Heen	47	47	0
Judge Friederich	18	18	0
Judge O'Keefe	57	57	0
<u>TOTAL (2nd Jud. Dist.):</u>	<u>122</u>	<u>122</u>	<u>0</u>
Judge Schneller	23	23	0
Judge Gefreh	11	11	0
<u>TOTAL (3rd Jud. Dist.):</u>	<u>34</u>	<u>34</u>	<u>0</u>
Judge Lynch	53	53	0
Judge Fredricks	38	38	0
Judge Jansonius	28	27	1
<u>TOTAL (4th Jud. Dist.):</u>	<u>119</u>	<u>118</u>	<u>1</u>
Judge Burdick	41	41	0
Judge Ilvedson	61	61	0
Judge Beede	75	75	0
<u>TOTAL (5th Jud. Dist.):</u>	<u>177</u>	<u>177</u>	<u>0</u>
Judge Giese	25	22	3
Judge Kelsch	27	27	0
Judge Muggli	31	31	0
<u>TOTAL (6th Jud. Dist.):</u>	<u>83</u>	<u>80</u>	<u>3</u>
<u>STATE TOTAL-----</u>	<u>875</u>	<u>871</u>	<u>4</u>

SUMMARY OF DISTRICT COURT BUSINESS

(July 1 to December 31, 1971)

C I V I LCompleted Cases Tried to the Court (Without a Jury)CONTESTED, Tried on Merits, Final Order Entered.

<u>DISTRICT JUDGE</u>	<u>DIVORCE ACTIONS</u>	<u>+ ADOPTIONS</u>	<u>+ ALL OTHERS</u>	<u>= TOTAL</u>
Judge Redetzke	0	0	8	8
Judge Englert	2	0	9	11
Judge Hager	6	0	6	12
Judge Maxwell	1	0	9	10
Judge Bakken	<u>2</u>	<u>0</u>	<u>0</u>	<u>2</u>
<u>TOTAL (1st Jud. Dist.):</u>	11	0	32	43
Judge Heen	1	0	7	8
Judge Friederich	4	0	5	9
Judge O'Keefe	<u>1</u>	<u>0</u>	<u>3</u>	<u>4</u>
<u>TOTAL (2nd Jud. Dist.):</u>	6	0	15	21
Judge Schneller	0	0	3	3
Judge Gefreh	<u>2</u>	<u>0</u>	<u>7</u>	<u>9</u>
<u>TOTAL (3rd Jud. Dist.):</u>	2	0	10	12
Judge Lynch	0	0	11	11
Judge Fredricks	12	1	25	38
Judge Jansonius	<u>7</u>	<u>1</u>	<u>9</u>	<u>17</u>
<u>TOTAL (4th Jud. Dist.):</u>	19	2	45	66
Judge Burdick	0	0	5	5
Judge Ilvedson	0	0	6	6
Judge Beede	<u>4</u>	<u>0</u>	<u>5</u>	<u>9</u>
<u>TOTAL (5th Jud. Dist.):</u>	4	0	16	20
Judge Giese	6	0	20	26
Judge Kelsch	0	0	22	22
Judge Muggli	<u>2</u>	<u>0</u>	<u>17</u>	<u>19</u>
<u>TOTAL (6th Jud. Dist.):</u>	8	0	59	67
<u>STATE TOTAL-----</u>	<u>50</u>	<u>2</u>	<u>177</u>	
<u>GRAND TOTAL-----</u>				<u>229</u>

SUMMARY OF DISTRICT COURT BUSINESS

(July 1 to December 31, 1971)

C I V I LCompleted Cases Tried to the Court (Without a Jury)UNCONTESTED Matters, Final Order Directed

DISTRICT JUDGE	DIVORCE ACTIONS	+ ADOPTIONS	+ ALL OTHERS	= TOTAL	DISMISSED ON MOTION AFTER TRIAL COMMENCED
Judge Redetzke	0	0	143	143	0
Judge Englert	14	12	36	62	0
Judge Hager	48	42	74	164	2
Judge Maxwell	31	16	145	192	0
Judge Bakken	47	16	60	123	0
<u>TOTAL (1st Jud. Dist.):</u>	140	86	458	684	2
Judge Heen	36	8	49	93	0
Judge Friederich	19	5	35	59	0
Judge O'Keefe	31	7	96	134	0
<u>TOTAL (2nd Jud. Dist.):</u>	86	20	180	286	0
Judge Schneller	5	11	75	91	0
Judge Gefreh	6	14	32	52	0
<u>TOTAL (3rd Jud. Dist.):</u>	11	25	107	143	0
Judge Lynch	11	6	28	45	0
Judge Fredricks	35	23	26	84	1
Judge Jansonius	18	2	83	103	0
<u>TOTAL (4th Jud. Dist.):</u>	64	31	137	232	1
Judge Burdick	33	18	32	83	0
Judge Ilvedson	51	25	72	148	0
Judge Beede	74	25	62	161	1
<u>TOTAL (5th Jud. Dist.):</u>	158	68	166	392	1
Judge Giese	13	3	43	59	0
Judge Kelsch	43	5	16	64	0
Judge Muggli	19	6	30	55	0
<u>TOTAL (6th Jud. Dist.):</u>	75	14	89	178	0
<u>STATE TOTAL-----</u>	<u>534</u>	<u>244</u>	<u>1137</u>		
<u>GRAND TOTAL-----</u>				<u>1915</u>	<u>4</u>

SUMMARY OF DISTRICT COURT BUSINESS

(July 1 to December 31, 1971)

C R I M I N A LJury Trials

<u>DISTRICT JUDGE</u>	<u>VERDICT RECEIVED</u>	<u>JURY DISAGREED</u>	<u>DISMISSED BY COURT</u>	<u>PLEA CHANGED TO GUILTY</u>
Judge Redetzke	1	0	0	0
Judge Englert	2	0	0	4
Judge Hager	0	0	0	11
Judge Maxwell	2	1	1	2
Judge Bakken	<u>2</u>	<u>0</u>	<u>0</u>	<u>0</u>
<u>TOTAL (1st Jud. Dist.):</u>	7	1	1	17
Judge Heen	0	0	0	2
Judge Friederich	4	0	0	1
Judge O'Keefe	<u>0</u>	<u>0</u>	<u>0</u>	<u>0</u>
<u>TOTAL (2nd Jud. Dist.):</u>	4	0	0	3
Judge Schneller	0	0	0	0
Judge Gefreh	<u>1</u>	<u>0</u>	<u>3</u>	<u>1</u>
<u>TOTAL (3rd Jud. Dist.):</u>	1	0	3	1
Judge Lynch	1	0	0	0
Judge Fredricks	1	0	0	0
Judge Jansonius	<u>2</u>	<u>0</u>	<u>3</u>	<u>0</u>
<u>TOTAL (4th Jud. Dist.):</u>	4	0	3	0
Judge Burdick	0	0	0	0
Judge Ilvedson	0	0	0	0
Judge Beede	<u>2</u>	<u>0</u>	<u>0</u>	<u>0</u>
<u>TOTAL (5th Jud. Dist.):</u>	2	0	0	0
Judge Giese	3	0	0	0
Judge Kelsch	0	0	0	0
Judge Muggli	<u>1</u>	<u>0</u>	<u>0</u>	<u>0</u>
<u>TOTAL (6th Jud. Dist.):</u>	4	0	0	0
<u>STATE TOTAL-----</u>	<u>22</u>	<u>1</u>	<u>7</u>	<u>21</u>

SUMMARY OF DISTRICT COURT BUSINESS

(July 1 to December 31, 1971)

C R I M I N A LNON - JURY

<u>DISTRICT JUDGE</u>	<u>COURT TRIAL, JURY WAIVED</u>	<u>PLEAS OF GUILTY</u>	<u>CONTINUED OVER TERM</u>
Judge Redetzke	0	31	0
Judge Englert	5	18	0
Judge Hager	8	22	0
Judge Maxwell	0	8	0
Judge Bakken	3	18	0
<u>TOTAL (1st Jud. Dist.):</u>	<u>16</u>	<u>97</u>	<u>0</u>
Judge Heen	1	6	9
Judge Friederich	2	13	1
Judge O'Keefe	2	23	1
<u>TOTAL (2nd Jud. Dist.):</u>	<u>5</u>	<u>42</u>	<u>11</u>
Judge Schneller	1	8	0
Judge Gefreh	0	4	2
<u>TOTAL (3rd Jud. Dist.):</u>	<u>1</u>	<u>12</u>	<u>2</u>
Judge Lynch	0	10	0
Judge Fredricks	1	14	1
Judge Jansonius	0	14	1
<u>TOTAL (4th Jud. Dist.):</u>	<u>1</u>	<u>38</u>	<u>2</u>
Judge Burdick	0	19	0
Judge Ilvedson	0	7	0
Judge Beede	0	17	1
<u>TOTAL (5th Jud. Dist.):</u>	<u>0</u>	<u>43</u>	<u>1</u>
Judge Giese	5	8	2
Judge Kelsch	1	12	0
Judge Muggli	0	3	0
<u>TOTAL (6th Jud. Dist.):</u>	<u>6</u>	<u>23</u>	<u>2</u>
<u>STATE TOTAL-----</u>	<u>29</u>	<u>255</u>	<u>18</u>

SUMMARY OF DISTRICT COURT BUSINESS

(Cont.)

C R I M I N A LM A T T E R S

<u>DISMISSED ON MOTION</u>	<u>CHANGE OF JUDGE, 29-15 NDCC</u>	<u>SITTING AS COMMITTING MAGISTRATE</u>	<u>HABEAS CORPUS, POST CONVICT.</u>	<u>PROBATION VIOLATION PROCEEDINGS</u>
1	0	0	1	0
8	0	1	0	2
5	0	0	0	1
3	0	0	1	0
5	0	3	0	1
<u>22</u>	<u>0</u>	<u>4</u>	<u>2</u>	<u>4</u>
3	0	0	0	3
2	0	0	0	4
3	0	0	0	5
<u>8</u>	<u>0</u>	<u>0</u>	<u>0</u>	<u>12</u>
7	0	1	3	0
3	0	0	0	2
<u>10</u>	<u>0</u>	<u>1</u>	<u>3</u>	<u>2</u>
9	0	2	0	3
0	0	2	4	1
0	0	12	1	1
<u>9</u>	<u>0</u>	<u>16</u>	<u>5</u>	<u>5</u>
2	0	0	2	4
2	0	0	0	1
12	0	0	2	0
<u>16</u>	<u>0</u>	<u>0</u>	<u>4</u>	<u>5</u>
4	0	0	0	2
2	0	0	0	0
0	0	0	0	0
<u>6</u>	<u>0</u>	<u>0</u>	<u>0</u>	<u>2</u>
<u>71</u>	<u>0</u>	<u>21</u>	<u>14</u>	<u>30</u>

SUMMARY OF DISTRICT COURT BUSINESS

(July 1 to December 31, 1971)

C R I M I N A LFormal Motions and Orders to Show Cause

<u>DISTRICT</u> <u>JUDGE</u>	<u>NOTICED</u> <u>& HEARD</u>	<u>-</u> <u>DISPOSED</u> <u>OF</u>	<u>=</u> <u>UNDISPOSED</u> <u>OF</u>
Judge Redetzke	39	39	0
Judge Englert	21	21	0
Judge Hager	1	1	0
Judge Maxwell	44	44	0
Judge Bakken	0	0	0
<u>TOTAL (1st Jud. Dist.):</u>	<u>105</u>	<u>105</u>	<u>0</u>
Judge Heen	8	8	0
Judge Friederich	0	0	0
Judge O'Keefe	8	8	0
<u>TOTAL (2nd Jud. Dist.):</u>	<u>16</u>	<u>16</u>	<u>0</u>
Judge Schneller	2	2	0
Judge Gefreh	2	2	0
<u>TOTAL (3rd Jud. Dist.):</u>	<u>4</u>	<u>4</u>	<u>0</u>
Judge Lynch	31	31	0
Judge Fredricks	0	0	0
Judge Jansonius	2	2	0
<u>TOTAL (4th Jud. Dist.):</u>	<u>33</u>	<u>33</u>	<u>0</u>
Judge Burdick	0	0	0
Judge Ilvedson	1	1	0
Judge Beede	29	29	0
<u>TOTAL (5th Jud. Dist.):</u>	<u>30</u>	<u>30</u>	<u>0</u>
Judge Giese	9	9	0
Judge Kelsch	4	4	0
Judge Muggli	0	0	0
<u>TOTAL (6th Jud. Dist.):</u>	<u>13</u>	<u>13</u>	<u>0</u>
<u>STATE TOTAL-----</u>	<u>201</u>	<u>201</u>	<u>0</u>

SUMMARY OF DISTRICT COURT BUSINESS

(July 1 to December 31, 1971)

J U V E N I L ENumber of Formal Hearings Held

<u>DISTRICT JUDGE</u>	<u>FORMAL HEARINGS HELD</u>
Judge Redetzke	3
Judge Dnglert	21
Judge Hager	27
Judge Maxwell	30
Judge Bakken	18
<u>TOTAL (1st Jud. Dist.):</u>	<u>99</u>
Judge Heen	20
Judge Friederich	19
Judge O'Keefe	34
<u>TOTAL (2nd Jud. Dist.):</u>	<u>73</u>
Judge Schneller	20
Judge Gefreh	23
<u>TOTAL (3rd Jud. Dist.):</u>	<u>43</u>
Judge Lynch	5
Judge Fredricks	1
Judge Jansonius	3
<u>TOTAL (4th Jud. Dist.):</u>	<u>9</u>
Judge Burdick	12
Judge Ilvedson	7
Judge Beede	11
<u>TOTAL (5th Jud. Dist.):</u>	<u>30</u>
Judge Giese	4
Judge Kelsch	11
Judge Muggli	5
<u>TOTAL (6th Jud. Dist.):</u>	<u>20</u>
<u>STATE TOTAL-----</u>	<u>274</u>

REPORT OF COUNTY COURTS OF INCREASED JURISDICTION

(July 1 to December 31, 1971)

C R I M I N A L
(M I S D E M E A N O R S)Active Cases During Reporting Period

COUNTY COURT	CASES PENDING BEGINNING OF PERIOD	+ CASES FILED DURING PERIOD	= TOTAL	- CASES COMPLETED DURING PERIOD *	= CASES PENDING END OF PERIOD #	TRAFFIC OFFENSES INCLUDED	APPEALED FROM MUNICIPAL COURT
Barnes	6	165	171	157	14	102	0
Benson	13	118	131	129	2	46	0
Burleigh	23	537	560	501	59	398	2
Cass	84	998	1082	1036	46	1034	2
Grand Forks	41	845	886	841	45	712	3
LaMoure	0	150	150	116	34	96	0
Morton	2	520	522	522	0	418	0
Ransom	12	99	111	70	41	59	0
Stark	11	444	455	420	35	396	0
Stutsman	67	467	534	431	103	326	0
Ward	9	1152	1161	1133	28	980	2
Wells	0	96	96	96	0	96	0
Williams	15	536	551	531	20	363	0
<u>STATE TOTAL-----</u>	<u>283</u>	<u>6127</u>	<u>6410</u>	<u>5983</u>	<u>427</u>	<u>5026</u>	<u>9</u>

*(See Table 20)

#(See Tables 21 & 22)

REPORT OF COUNTY COURTS OF INCREASED JURISDICTION

(July 1 to December 31, 1971)

C R I M I N A L
(M I S D E M E A N O R S)Cases Completed During Reporting Period

COUNTY COURT	BOND FORFEITED, NO BENCH WARRANT ISSUED	+ TRANSFERRED TO JUVENILE COURT	+ CHANGE OF VENUE	+ TRIAL BY COURT (UNCONTESTED), PLEA OF GUILTY, DISMISSED ON MOTION	+ TRIAL BY COURT (CONTESTED)	+ TRIAL BY JURY	= TOTAL
Barnes	54	0	0	90	13	0	157
Benson	34	0	0	88	7	0	129
Burleigh	153	2	0	342	4	0	501
Cass	389	2	0	633	12	0	1036
Grand Forks	129	3	0	690	16	3	841
LaMoure	75	0	0	40	1	0	116
Morton	139	0	3	348	30	2	522
Ransom	18	0	0	49	3	0	70
Stark	61	0	0	347	12	0	420
Stutsman	176	0	0	244	11	0	431
Ward	547	0	0	551	35	0	1133
Wells	50	0	0	46	0	0	96
Williams	<u>172</u>	<u>0</u>	<u>0</u>	<u>312</u>	<u>47</u>	<u>0</u>	<u>531</u>
<u>STATE TOTAL</u> -----	<u>1997</u>	<u>7</u>	<u>3</u>	<u>3780</u>	<u>191</u>	<u>5</u>	
<u>GRAND TOTAL</u> -----							<u>5983</u>

REPORT OF COUNTY COURTS OF INCREASED JURISDICTION

(July 1 to December 31, 1971)

C R I M I N A L
(M I S D E M E A N O R S)Classification of Cases Pending

<u>COUNTY COURT</u>	<u>ARRAIGNED</u>	<u>+</u>	<u>NOT ARRAIGNED</u>	<u>=</u>	<u>TOTAL</u>
Barnes	11		3		14
Benson	2		0		2
Burleigh	51		8		59
Cass	46		0		46
Grand Forks	44		1		45
LaMoure	30		4		34
Morton	0		0		0
Ransom	20		21		41
Stark	35		0		35
Stutsman	0		103		103
Ward	28		0		28
Wells	0		0		0
Williams	<u>20</u>		<u>0</u>		<u>20</u>
<u>STATE TOTAL</u> -----	<u>287</u>		<u>140</u>		
<u>GRAND TOTAL</u> -----					<u>427</u>

REPORT OF COUNTY COURTS OF INCREASED JURISDICTION

(July 1 to December 31, 1971)

C R I M I N A L
(M I S D E M E A N O R S)Age of Pending Cases

COUNTY COURT	UNDER 6 MONTHS	+ OVER 6 MONTHS	+ OVER 1 YEAR	+ OVER 2 YEARS	= TOTAL PENDING CASES
Barnes	8	6	0	0	14
Benson	2	0	0	0	2
Burleigh	52	6	1	0	59
Cass	36	1	4	5	46
Grand Forks	39	5	1	0	45
LaMoure	34	0	0	0	34
Morton	0	0	0	0	0
Ransom	39	2	0	0	41
Stark	32	3	0	0	35
Stutsman	60	29	14	0	103
Ward	24	4	0	0	28
Wells	0	0	0	0	0
Williams	<u>9</u>	<u>2</u>	<u>3</u>	<u>6</u>	<u>20</u>
<u>STATE TOTAL-----</u>	<u>335</u>	<u>58</u>	<u>23</u>	<u>11</u>	
<u>GRAND TOTAL-----</u>					<u>427</u>

REPORT OF COUNTY COURTS OF INCREASED JURISDICTION

(July 1 to December 31, 1971)

C R I M I N A L
(M I S D E M E A N O R S)Formal Motions and Orders to Show Cause

COUNTY COURT	TOTAL NOTICED AND HEARD	- DISPOSED OF	= UNDISPOSED OF
Barnes	7	7	0
Benson	0	0	0
Burleigh	0	0	0
Cass	140	140	0
Grand Forks	5	5	0
LaMoure	0	0	0
Morton	0	0	0
Ransom	0	0	0
Stark	22	22	0
Stutsman	22	22	0
Ward	0	0	0
Wells	0	0	0
Williams	<u>0</u>	<u>0</u>	<u>0</u>
<u>STATE TOTAL-----</u>	<u>196</u>	<u>196</u>	<u>0</u>

REPORT OF COUNTY COURTS OF INCREASED JURISDICTION

(July 1 to December 31, 1971)

C R I M I N A L
(F E L O N I E S)Active Cases as Committing Magistrate
in Felony Cases

COUNTY COURT	CASES PENDING AT BEGINNING OF PERIOD	+ CASES FILED DURING PERIOD	= TOTAL ACTIVE CASES	PRELIM. EXAMS. HELD *	CASES PENDING AT END OF PERIOD
Barnes	0	11	11	11	0
Benson	0	0	0	0	0
Burleigh	15	51	66	54	12
Cass	35	76	111	93	18
Grand Forks	14	64	78	67	11
LaMoure	0	0	0	0	0
Morton	1	11	12	12	0
Ransom	0	9	9	9	0
Stark	2	22	24	22	2
Stutsman	5	30	35	24	11
Ward	3	27	30	29	1
Wells	0	3	3	2	1
Williams	<u>6</u>	<u>9</u>	<u>15</u>	<u>9</u>	<u>6</u>
<u>STATE TOTAL-----</u>	<u>81</u>	<u>313</u>	<u>394</u>	<u>332</u>	<u>62</u>

*(See Table 25)

REPORT OF COUNTY COURTS OF INCREASED JURISDICTION

(July 1 to December 31, 1971)

C R I M I N A L
(F E L O N I E S)Preliminary Examinations Held
As Committing Magistrate

COUNTY COURT	BOUND OVER AFTER HEARING	+ BOUND OVER AFTER WAIVER	+ DISMISSED	= TOTAL
Barnes	5	6	0	11
Benson	0	0	0	0
Burleigh	20	21	13	54
Cass	24	41	28	93
Grand Forks	14	43	10	67
LaMoure	0	0	0	0
Morton	7	5	0	12
Ransom	9	0	0	9
Stark	7	2	13	22
Stutsman	7	1	16	24
Ward	7	13	9	29
Wells	1	1	0	2
Williams	<u>0</u>	<u>7</u>	<u>2</u>	<u>9</u>
<u>STATE TOTAL</u> -----	<u>101</u>	<u>140</u>	<u>91</u>	
<u>GRAND TOTAL</u> -----				<u>332</u>

REPORT OF COUNTY COURTS OF INCREASED JURISDICTION

(July 1 to December 31, 1971)

C I V I LActive Cases During Reporting Period

COUNTY COURT	CASES PENDING AT BEGINNING OF PERIOD	+ CASES FILED DURING PERIOD	= TOTAL ACTIVE CASES	- CASES COMPLETED DURING PERIOD *	= CASES PENDING AT END OF PERIOD #
Barnes	0	2	2	2	0
Benson	0	1	1	1	0
Burleigh	55	504	559	481	78
Cass	31	125	156	136	20
Grand Forks	24	155	179	160	19
LaMoure	0	0	0	0	0
Morton	9	12	21	14	7
Ransom	2	15	17	12	5
Stark	17	49	66	45	21
Stutsman	7	2	9	3	6
Ward	22	429	451	424	27
Wells	6	6	12	9	3
Williams	<u>12</u>	<u>41</u>	<u>53</u>	<u>38</u>	<u>15</u>
<u>STATE TOTAL-----</u>	<u>185</u>	<u>1341</u>	<u>1526</u>	<u>1325</u>	<u>201</u>

*(See Table 27)

#(See Tables 28 & 29)

REPORT OF COUNTY COURTS OF INCREASED JURISDICTION

(July 1 to December 31, 1971)

C I V I LCases Completed During Reporting Period

COUNTY COURT	CHANGE OF VENUE	+ TRIAL BY COURT (UNCONTESTED), SETTLEMENTS, DEFAULTS, ETC.	+ TRIAL BY COURT, (CONTESTED)	+ JURY TRIAL	= TOTAL
Barnes	0	2	0	0	2
Benson	0	1	0	0	1
Burleigh	2	471	8	0	481
Cass	1	133	2	0	136
Grand Forks	0	159	1	0	160
LaMoure	0	0	0	0	0
Morton	0	12	2	0	14
Ransom	1	12	0	0	12
Stark	0	38	7	0	45
Stutsman	0	1	2	0	3
Ward	0	417	7	0	424
Wells	0	9	0	0	9
Williams	<u>0</u>	<u>38</u>	<u>0</u>	<u>0</u>	<u>38</u>
<u>STATE TOTAL</u> -----	<u>3</u>	<u>1293</u>	<u>29</u>	<u>0</u>	
<u>GRAND TOTAL</u> -----					<u>1325</u>

REPORT OF COUNTY COURTS OF INCREASED JURISDICTION

(July 1 to December 31, 1971)

C I V I LClassification of Cases Pending

<u>COUNTY COURT</u>	<u>NOTE OF ISSUE FILED</u>	<u>+</u>	<u>NOTE OF ISSUE NOT FILED</u>	<u>=</u>	<u>TOTAL</u>
Barnes	0		0		0
Benson	0		0		0
Burleigh	38		40		78
Cass	13		7		20
Grand Forks	14		5		19
LaMoure	0		0		0
Morton	0		7		7
Ransom	3		2		5
Stark	12		9		21
Stutsman	1		5		6
Ward	27		0		27
Wells	0		3		3
Williams	<u>5</u>		<u>10</u>		<u>15</u>
<u>STATE TOTAL</u> -----	<u>113</u>		<u>88</u>		
<u>GRAND TOTAL (Civil Cases Pending)</u> -----					<u>201</u>

REPORT OF COUNTY COURTS OF INCREASED JURISDICTION

(July 1 to December 31, 1971)

C I V I LAge of Pending Cases

COUNTY COURT	UNDER 1 YEAR	+ OVER 1 YEAR	+ OVER 2 YEARS	+ OVER 3 YEARS	=	TOTAL CASES PENDING
Barnes	0	0	0	0		0
Benson	0	0	0	0		0
Burleigh	58	20	0	0		78
Cass	15	5	0	0		20
Grand Forks	18	1	0	0		19
LaMoure	0	0	0	0		0
Morton	0	1	2	4		7
Ransom	5	0	0	0		5
Stark	12	3	2	4		21
Stutsman	3	1	1	1		6
Ward	25	1	1	0		27
Wells	0	2	1	0		3
Williams	<u>4</u>	<u>5</u>	<u>4</u>	<u>2</u>		<u>15</u>
<u>STATE TOTAL</u> -----	<u>140</u>	<u>39</u>	<u>11</u>	<u>11</u>		
<u>GRAND TOTAL (Civil Cases Pending)</u> -----						<u>201</u>

REPORT OF COUNTY COURTS OF INCREASED JURISDICTION

(July 1 to December 31, 1971)

C I V I LFormal Motions

COUNTY COURT	NOTICED AND HEARD	-	DISPOSED OF	=	UNDISPOSED OF
Barnes	0		0		0
Benson	0		0		0
Burleigh	3		3		0
Cass	6		6		0
Grand Forks	3		3		0
LaMoure	0		0		0
Morton	0		0		0
Ransom	0		0		0
Stark	0		0		0
Stutsman	0		0		0
Ward	0		0		0
Wells	0		0		0
Williams	<u>0</u>		<u>0</u>		<u>0</u>
<u>STATE TOTAL</u> -----	<u>12</u>		<u>12</u>		<u>0</u>

REPORT OF COUNTY COURTS OF INCREASED JURISDICTION

(July 1 to December 31, 1971)

C I V I L
A N D
C R I M I N A LStatus of Cases (Civil and Criminal)

COUNTY COURT	NUMBER OF CASES SUBMITTED, 30 DAYS OF MORE, STILL UNDECIDED
Barnes	0
Benson	0
Burleigh	0
Cass	0
Grand Forks	0
LaMoure	0
Morton	0
Ransom	0
Stark	0
Stutsman	120
Ward	0
Wells	0
Williams	0
<u>STATE TOTAL</u> -----	<u>120</u>

REPORT OF COUNTY JUSTICE COURT

(July 1 to December 31, 1971)

C R I M I N A L
(M I S D E M E A N O R S)Summary of Active Cases During Reporting Period

COUNTY	(1) CASES PENDING BEGINNING OF PERIOD	(2) CASES FILED DURING PERIOD	(3) TOTAL ACTIVE CASES	(4) CASES COMPLETED DURING PERIOD *	(5) CASES PENDING END OF PERIOD	* * * *	(6) TRAFFIC OFFENSES INCLUDED IN COL. 4	(7) CASES FULLY SUBMITTED, 30 DAYS OLD, STILL UNDECIDED
Adams	5	90	95	95	0		74	0
Billings	0	50	50	50	0		43	0
Bottineau	0	206	206	206	0		132	0
Bowman	3	118	121	120	1		79	0
Burke	0	88	88	88	0		73	0
Cavalier	3	222	225	222	3		169	0
Dickey	3	89	92	89	3		63	0
Divide	1	140	141	136	5		93	0
Dunn	0	57	57	57	0		44	0
Eddy	0	31	31	30	1		25	0
Emmons	0	76	76	76	0		50	0
Foster	25	83	108	83	25		54	0
Golden Valley	7	114	121	119	2		102	0
Grant	8	86	94	69	25		40	1
Griggs	7	115	122	114	8		85	0
Hettinger	3	83	86	81	5		71	3
Kidder	0	126	126	126	0		83	0
Logan	2	102	104	104	0		90	0
McHenry	21	133	154	137	17		111	0
McIntosh	0	75	75	75	0		61	0

McKenzie	39	128	167	133	34	118	0
McLean	10	312	322	318	4	256	0
Mercer	18	32	50	42	8	30	0
Mountrail	21	189	210	167	43	84	43
Nelson	0	99	99	99	0	80	0
Oliver	1	45	46	46	0	29	0
Pembina	2	317	319	306	13	275	0
Pierce	43	127	170	136	34	72	0
Ramsey	3	404	407	402	5	230	0
Renville	0	58	58	58	0	30	0
Richland	0	305	305	305	0	263	0
Rolette	17	153	170	149	21	88	0
Sargent	0	72	72	72	0	64	0
Sheridan	0	47	47	47	0	39	0
Sioux	0	20	20	20	0	16	0
Slope	0	22	22	22	0	11	0
Steele	0	71	71	71	0	40	0
Towner	0	49	49	47	2	21	0
Traill	6	148	154	144	10	108	3
Walsh	13	584	597	586	11	468	3
		<u>261</u>	<u>5266</u>	<u>5527</u>	<u>280</u>	<u>3864</u>	<u>53</u>
STATE TOTAL:-----		<u>261</u>	<u>5266</u>	<u>5527</u>	<u>280</u>	<u>3864</u>	<u>53</u>

*(See Table 33)

REPORT OF COUNTY JUSTICE COURT (Cont.)

TABLE 33

C R I M I N A L
(M I S D E M E A N O R S)

Cases Completed During Reporting Period

COUNTY	(1) BOND FORFIETED, NO BENCH WARRANT ISSUED	(2) CHANGE OF VENUE	(3) TRIAL BY COURT (UNCONTESTED), GUILTY PLEAS, DISMISSED ON MOTION, ETC	(4) TRIAL BY COURT (CONTESTED)	(5) TRIAL BY JURY	(6) TOTAL
Adams	14	8	58	15	0	95
Billings	24	1	25	0	0	50
Bottineau	121	0	76	9	0	206
Bowman	2	1	114	3	0	120
Burke	38	0	47	3	0	88
Cavalier	172	1	41	8	0	222
Dickey	58	0	1	29	1	89
Divide	77	3	51	5	0	136
Dunn	57	0	0	0	0	57
Eddy	25	0	5	0	0	30
Emmons	64	0	12	0	0	76
Foster	30	0	53	0	0	83
Golden Valley	48	1	61	9	0	119
Grant	31	0	25	13	0	69
Griggs	49	1	60	4	0	114
Hettinger	20	5	51	5	0	81
Kidder	89	0	37	0	0	126
Logan	67	2	18	17	0	104
McHenry	104	0	18	15	0	137
McIntosh	56	0	17	2	0	75

McKenzie	81	0	48	4	0	133
McLean	149	0	162	7	0	318
Mercer	13	1	22	6	0	42
Mountrail	130	0	0	37	0	167
Nelson	25	0	60	14	0	99
Oliver	10	0	35	1	0	46
Pembina	164	19	69	54	0	306
Pierce	80	0	55	1	0	136
Ramsey	70	3	311	18	0	402
Renville	29	0	15	14	0	58
Richland	151	0	149	5	0	305
Rolette	63	0	79	7	0	149
Sargent	19	0	52	1	0	72
Sheridan	20	0	25	2	0	47
Sioux	8	0	2	10	0	20
Slope	0	0	21	1	0	22
Steele	14	0	57	0	0	71
Towner	19	0	28	0	0	47
Traill	51	0	81	12	0	144
Walsh	390	0	173	23	0	586

STATE TOTALS:----- 2632 46 2214 354 1

GRAND TOTAL:----- 5247

REPORT OF COUNTY JUSTICE COURT

TABLE 34

(July 1 to December 31, 1971)

F E L O N I E S

Preliminary Examinations as Committing Magistrate

COUNTY	BOUND OVER AFTER HEARING +	BOUND OVER AFTER WAIVER +	DISMISSED =	TOTAL
Adams	0	1	4	5
Billings	0	0	0	0
Bottineau	0	1	0	1
Bowman	0	0	0	0
Burke	1	1	0	2
Cavalier	1	2	0	3
Dickey	2	2	0	4
Divide	0	0	0	0
Dunn	0	0	0	0
Eddy	0	1	0	1
Emmons	0	0	0	0
Foster	0	0	0	0
Golden Valley	0	0	0	0
Grant	1	1	0	2
Griggs	1	1	0	2
Hettinger	0	1	0	1
Kidder	0	6	0	6
Logan	0	0	0	0
McHenry	3	4	0	7
McIntosh	0	1	0	1
McKenzie	6	0	2	8
McLean	3	4	0	7
Mercer	0	0	0	0
Mountrail	0	0	0	0
Nelson	0	0	0	0
Oliver	0	2	0	2
Pembina	3	6	3	12
Pierce	0	1	0	1
Ramsey	2	11	0	13
Renville	1	1	0	2
Richland	0	6	0	6
Rolette	0	0	0	0
Sargent	0	1	0	1
Sheridan	0	1	0	1
Sioux	0	0	0	0
Slope	0	0	0	0
Steele	0	0	0	0
Towner	1	3	0	4
Traill	2	2	1	5
Walsh	4	2	1	7
<u>STATE TOTAL:-----</u>	<u>31</u>	<u>62</u>	<u>11</u>	<u>104</u>
<u>GRAND TOTAL:-----</u>				<u>104</u>

C I V I L

Summary of Active Cases During Reporting Period

COUNTY	CASES PENDING BEGINNING OF PERIOD	+	CASES FILED DURING PERIOD	=	TOTAL ACTIVE CASES	-	CASES COMPLETED DURING PERIOD	=	CASES PENDING END OF PERIOD
Adams	0		1		1		0		1
Billings	0		0		0		0		0
Bottineau	0		0		0		0		0
Bowman	0		1		1		1		0
Burke	0		0		0		0		0
Cavalier	0		0		0		0		0
Dickey	0		0		0		0		0
Divide	0		0		0		0		0
Dunn	0		0		0		0		0
Eddy	0		0		0		0		0
Emmons	0		7		7		7		0
Foster	0		0		0		0		0
Golden Valley	0		0		0		0		0
Grant	0		1		1		1		0
Griggs	2		2		4		4		0
Hettinger	0		0		0		0		0
Kidder	0		0		0		0		0
Logan	0		0		0		0		0
McHenry	0		1		1		1		0
McIntosh	0		0		0		0		0
McKenzie	1		0		1		0		1
McLean	0		0		0		0		0
Mercer	1		0		1		1		0
Mountrail	0		0		0		0		0
Nelson	0		0		0		0		0
Oliver	0		1		1		1		0
Pembina	0		9		9		9		0
Pierce	1		2		3		3		0
Ramsey	0		6		6		6		0
Renville	0		0		0		0		0
Richland	0		0		0		0		0
Rolette	0		1		1		1		0
Sargent	0		1		1		1		0
Sheridan	0		0		0		0		0
Sioux	0		0		0		0		0
Slope	0		0		0		0		0
Steele	0		0		0		0		0
Towner	1		3		4		4		0
Traill	0		0		0		0		0
Walsh	0		3		3		3		0
<u>STATE TOTAL</u> -----	<u>6</u>		<u>39</u>		<u>45</u>		<u>43</u>		<u>2</u>

C I V I L

Cases Completed During Reporting Period

COUNTY	CHANGE OF VENUE	+ TRIAL BY COURT (UNCONTESTED), DEFAULTS, DIS- MISSED, SETTLED	+ TRIAL BY COURT (CONTESTED)	+ TRIAL BY JURY	= TOTAL
Adams	0	0	0	0	0
Billings	0	0	0	0	0
Bottineau	0	0	0	0	0
Bowman	0	1	0	0	1
Burke	0	0	0	0	0
Cavalier	0	0	0	0	0
Dickey	0	0	0	0	0
Divide	0	0	0	0	0
Dunn	0	0	0	0	0
Eddy	0	0	0	0	0
Emmons	0	7	0	0	7
Foster	0	0	0	0	0
Golden Valley	0	0	0	0	0
Grant	0	0	1	0	1
Griggs	0	4	0	0	4
Hettinger	0	0	0	0	0
Kidder	0	0	0	0	0
Logan	0	0	0	0	0
McHenry	1	0	0	0	1
McIntosh	0	0	0	0	0
McKenzie	0	0	0	0	0
McLean	0	0	0	0	0
Mercer	0	1	0	0	1
Mountrail	0	0	0	0	0
Nelson	0	0	0	0	0
Oliver	0	1	0	0	1
Pembina	0	9	0	0	9
Pierce	0	3	0	0	3
Ramsey	0	6	0	0	6
Renville	0	0	0	0	0
Richland	0	0	0	0	0
Rolette	0	1	0	0	1
Sargent	0	0	1	0	1
Sheridan	0	0	0	0	0
Sioux	0	0	0	0	0
Slope	0	0	0	0	0
Steele	0	0	0	0	0
Towner	0	4	0	0	4
Traill	0	0	0	0	0
Walsh	0	3	0	0	3
<u>STATE TOTAL:-----</u>	<u>1</u>	<u>40</u>	<u>2</u>	<u>0</u>	
<u>GRAND TOTAL (Civil Cases Completed):-----</u>					<u>43</u>

REPORT OF CLERKS OF COURT
(July 1 to December 31, 1971)

TABLE 37

C I V I L

Summary of Active Cases During Reporting Period

JUD. DIST.	COUNTY	CASES PENDING BEGINNING OF PERIOD	+	CASES FILED DURING PERIOD	=	TOTAL ACTIVE CASES	-	CASES COMPLETED DURING PERIOD *	=	CASES PENDING END OF PERIOD #
F	Barnes	56		46		102		64		38
I	Cass	1366		417		1783		410		1373
R	Grand Forks	246		272		518		252		266
S	Griggs	18		11		29		15		14
S	Nelson	22		29		51		26		25
T	Steele	9		15		24		10		14
T	Traill	15		88		103		96		7
<u>FIRST JUD. DIST. TOTALS:-----</u>		1732		878		2610		873		1737
S	Benson	13		18		31		14		17
	Bottineau	37		31		68		34		34
E	Cavalier	65		45		110		45		65
	McHenry	36		21		57		28		29
C	Pembina	51		83		134		50		84
	Pierce	17		32		49		29		20
O	Ramsey	40		74		114		70		44
	Renville	4		3		7		4		3
N	Rolette	22		31		53		35		18
	Towner	13		10		23		11		12
D	Walsch	67		99		166		86		80
<u>SECOND JUD. DIST. TOTALS:-----</u>		365		447		812		406		406

T	Dickey	13	46	59	37	22
	Emmons	13	36	49	36	13
H	LaMoure	7	20	27	19	8
I	Logan	7	6	13	8	5
	McIntosh	8	8	16	8	8
R	Ransom	20	25	45	15	30
D	Richland	62	64	126	80	46
	Sargent	12	23	35	15	20
<u>THIRD JUD. DIST. TOTALS:-----</u>		<u>142</u>	<u>228</u>	<u>370</u>	<u>218</u>	<u>152</u>
F	Burleigh	306	260	566	228	338
O	Eddy	3	10	13	5	8
U	Foster	5	17	22	19	3
R	Kidder	30	8	38	9	29
T	McLean	43	33	76	40	36
H	Sheridan	10	11	21	10	11
	Stutsman	108	95	203	118	85
	Wells	18	12	30	16	14
<u>FOURTH JUD. DIST. TOTALS:-----</u>		<u>523</u>	<u>446</u>	<u>969</u>	<u>445</u>	<u>524</u>
F	Burke	30	8	38	8	30
I	Divide	16	18	34	12	22
F	McKenzie	47	30	77	22	55
T	Mountrail	73	35	108	51	57
H	Ward	345	370	715	410	305
	Williams	143	101	244	100	144
<u>FIFTH JUD. DIST. TOTALS:-----</u>		<u>654</u>	<u>562</u>	<u>1216</u>	<u>603</u>	<u>613</u>
S	Adams	23	20	43	11	32
	Billings	3	2	5	5	0
I	Bowman	33	46	79	27	52
	Dunn	31	8	39	14	25
	Grant	10	13	23	15	8
X	Golden Valley	17	2	19	2	17
	Hettinger	9	9	18	9	9
	Mercer	19	23	42	24	18
T	Morton	64	71	135	59	76
	Oliver	4	1	5	1	4
	Sioux	18	4	22	8	14
	Slope	4	2	6	3	3
H	Stark	114	84	198	79	119
<u>SIXTH JUD. DIST. TOTALS:-----</u>		<u>349</u>	<u>285</u>	<u>634</u>	<u>257</u>	<u>377</u>
<u>STATE TOTAL-----</u>		<u>3765</u>	<u>2846</u>	<u>6611</u>	<u>2802</u>	<u>3809</u>

REPORT OF CLERKS OF COURT
(July 1 to December 31, 1971)

TABLE 38

C I V I L

Cases Completed During Reporting Period

JUD. DIST.	COUNTY	JURY TRIALS	COURT TRIALS, + TRIALS, CONTESTED	COURT TRIALS, + UNCONTESTED & DEFAULTS	DISMISSED ON STIPULATION	DISMISSED ON MOTION	CHANGE OF VENUE	= TOTAL
F	Barnes	2	6	24	17	15	0	64
I	Cass	8	17	352	24	5	4	410
R	Grand Forks	8	13	184	40	2	5	252
S	Griggs	0	2	8	3	0	2	15
S	Nelson	0	0	4	4	18	0	26
T	Steele	1	0	8	1	0	0	10
	Traill	0	10	80	5	0	1	96
	<u>FIRST JUD. DIST. TOTALS:</u>	<u>19</u>	<u>48</u>	<u>660</u>	<u>94</u>	<u>40</u>	<u>12</u>	<u>873</u>
S	Benson	1	0	12	1	0	0	14
E	Bottineau	0	2	27	4	1	0	34
E	Cavalier	2	0	35	6	0	2	45
C	McHenry	1	2	18	5	2	0	28
	Pembina	0	5	43	1	1	0	50
	Pierce	2	0	20	6	1	0	29
O	Ramsey	3	3	56	3	1	4	70
	Renville	0	0	2	1	1	0	4
N	Rolette	1	3	26	4	1	0	35
	Towner	0	0	11	0	0	0	11
D	Walsh	2	7	61	11	2	3	86
	<u>SECOND JUD. DIST. TOTALS:</u>	<u>12</u>	<u>22</u>	<u>311</u>	<u>42</u>	<u>10</u>	<u>9</u>	<u>406</u>
T	Dickey	0	0	33	4	0	0	37
	Emmons	2	7	20	6	1	0	36
H	LaMoure	0	0	18	1	0	0	19
I	Logan	1	3	1	3	0	0	8
	McIntosh	0	1	6	1	0	0	8
R	Ransom	0	1	13	0	0	1	15
D	Richland	0	1	47	30	1	1	80
	Sargent	1	1	13	0	0	0	15
	<u>THIRD JUD. DIST. TOTALS:</u>	<u>4</u>	<u>14</u>	<u>151</u>	<u>45</u>	<u>2</u>	<u>2</u>	<u>218</u>

C I V I L

Classification and Age of Pending Cases

JUD. DIST.	COUNTY	Classification		*	Age of Pending Cases		
		NOTE OF ISSUE FILED OR NOT REQUIRED	NOTE OF ISSUE NOT FILED		LESS THAN ONE YEAR	OVER 1 YEAR, BUT LESS THAN 2 YEARS	OVER 2 YEARS
F	Barnes	2	36	*	32	5	1
I	Cass	352	1021	*	212	268	893
R	Grand Forks	201	65	*	198	63	5
S	Griggs	2	12	*	6	4	4
S	Nelson	9	16	*	10	5	10
T	Steele	6	8	*	10	0	4
	Traill	7	0		7	0	0
<u>FIRST JUD. DIST. TOTAL:-----</u>		579	1158		475	345	917
S	Benson	7	10		11	4	2
E	Bottineau	28	6		17	11	6
E	Cavalier	17	48		29	33	2
C	McHenry	10	19		20	1	8
C	Pembina	9	75		47	12	25
O	Pierce	9	11		48	1	0
O	Ramsey	23	21		32	9	3
N	Renville	2	1		2	0	1
N	Rolette	2	16		11	5	2
D	Towner	2	10		6	2	4
D	Walsh	35	45		45	10	25
<u>SECOND JUD. DIST. TOTALS:-----</u>		144	262		268	88	78
T	Dickey	5	17		14	2	6
H	Emmons	7	6		10	3	0
H	LaMoure	5	3		8	0	0
I	Logan	3	2		4	1	0
R	McIntosh	3	5		4	2	2
R	Ransom	8	22		13	5	12
D	Richland	4	42		20	8	18
	Sargent	4	16		20	0	0
<u>THIRD JUD. DIST. TOTALS:-----</u>		39	113		93	21	38

-57-

F	Burleigh	147	191	176	110	52
O	Eddy	4	4	6	1	1
U	Foster	1	2	2	1	0
R	Kidder	4	25	9	5	15
T	McLean	19	17	26	5	5
H	Sheridan	11	0	6	2	3
	Stutsman	24	61	27	39	19
	Wells	9	5	6	5	3
<u>FOURTH JUD. DIST. TOTALS:-----</u>		<u>219</u>	<u>305</u>	<u>258</u>	<u>168</u>	<u>98</u>

F	Burke	6	24	7	6	17
I	Divide	8	14	10	4	8
F	McKenzie	18	37	19	12	24
T	Mountrail	20	37	29	12	16
H	Ward	175	130	190	112	3
	Williams	48	96	59	27	58
<u>FIFTH JUD. DIST. TOTALS:-----</u>		<u>275</u>	<u>338</u>	<u>314</u>	<u>173</u>	<u>126</u>

S	Adams	14	18	20	8	4
	Billings	0	0	0	0	0
	Bowman	3	49	17	3	32
I	Dunn	7	18	5	3	17
	Grant	1	7	3	5	0
	Golden Valley	6	11	1	0	16
X	Hettinger	1	7	4	3	2
	Mercer	18	0	13	3	1
	Morton	23	53	51	15	10
T	Oliver	3	1	1	2	1
	Sioux	0	14	2	1	1
	Slope	1	2	1	2	0
H	Stark	27	92	59	52	8
<u>SIXTH JUD. DIST. TOTALS:-----</u>		<u>104</u>	<u>272</u>	<u>177</u>	<u>97</u>	<u>92</u>

STATE TOTAL:----- 1360 2448 1585 892 1349

Summary of Cases Appealed to District Court

JUD. DIST.	COUNTY	Civil Matters		*** *** **	Criminal Matters	
		FROM COUNTY JUSTICE COURT	FROM COUNTY COURT (PROBATE)		FROM COUNTY JUSTICE COURT	FROM MUNICIPAL COURT
F	Barnes	0	0		6	0
I	Cass	0	0		0	3
R	Grand Forks	0	0		0	7
S	Griggs	0	0		2	0
S	Nelson	0	0		1	0
T	Steele	0	0		0	0
T	Traill	0	1		1	0
<u>FIRST JUD. DIST. TOTALS:-----</u>		0	1		10	10
S	Benson	0	0		0	0
E	Bottineau	0	0		1	0
E	Cavalier	0	0		5	1
C	McHenry	0	0		0	0
C	Pembina	0	0		4	0
O	Pierce	0	1		9	0
O	Ramsey	0	0		15	1
N	Renville	0	0		0	0
N	Rolette	0	0		0	0
D	Towner	0	0		1	0
D	Walsh	0	0		1	3
<u>SECOND JUD. DIST. TOTALS:-----</u>		0	1		36	5
T	Dickey	0	0		1	0
H	Emmons	0	0		1	0
H	LaMoure	0	0		0	0
I	Logan	0	0		0	0
I	McIntosh	0	0		2	0
R	Ransom	0	0		0	0
D	Richland	0	0		0	0
D	Sargent	1	0		0	0
<u>THIRD JUD. DIST. TOTALS:-----</u>		1	0		4	0

F	Burleigh	1	1	0	14
O	Eddy	0	0	0	0
U	Foster	0	0	1	1
R	Kidder	0	0	0	0
T	McLean	0	0	4	0
H	Sheridan	0	0	2	0
	Stutsman	0	0	0	5
	Wells	0	0	0	0
<u>FOURTH JUD. DIST. TOTALS:-----</u>		<u>1</u>	<u>1</u>	<u>7</u>	<u>20</u>

F	Burke	0	0	0	0
I	Divide	0	0	3	0
F	McKenzie	0	1	0	0
T	Mountrail	0	0	0	0
H	Ward	0	0	0	0
	Williams	0	0	0	10
<u>FIFTH JUD. DIST. TOTALS:-----</u>		<u>0</u>	<u>1</u>	<u>3</u>	<u>10</u>

-09-

S	Adams	0	1	3	0
	Billings	0	0	0	0
	Bowman	0	0	0	0
I	Dunn	0	0	1	0
	Grant	0	0	3	0
	Golden Valley	0	0	0	0
X	Hettinger	0	1	0	0
	Mercer	0	0	1	0
	Morton	0	0	0	0
T	Oliver	0	0	0	0
	Sioux	0	0	0	0
	Slope	0	0	0	0
H	Stark	0	1	0	2
<u>SIXTH JUD. DIST. TOTALS:-----</u>		<u>0</u>	<u>3</u>	<u>8</u>	<u>2</u>

STATE TOTALS:----- 2 7 68 47

C R I M I N A L

Summary of Active Cases During Reporting Period

JUD. DIST.	COUNTY	CASES PENDING BEGINNING OF PERIOD	+	CASES FILED DURING PERIOD	=	TOTAL ACTIVE CASES	-	CASES COMPLETED DURING PERIOD*	=	CASES PENDING END OF PERIOD#
F	Barnes	12		12		24		22		2
I	Cass	22		54		76		65		11
	Grand Forks	21		69		90		72		18
R	Griggs	3		2		5		2		3
S	Nelson	0		1		1		0		1
	Steele	1		2		3		3		0
T	Traill	0		2		2		2		0
<u>FIRST JUD. DIST. TOTALS:-----</u>		<u>59</u>		<u>142</u>		<u>201</u>		<u>166</u>		<u>35</u>
S	Benson	0		1		1		1		0
	Bottineau	8		1		9		6		3
E	Cavalier	7		6		13		4		9
	McHenry	3		8		11		9		2
C	Pembina	1		16		17		12		5
	Pierce	8		1		9		3		6
O	Ramsey	8		16		24		15		9
	Renville	0		0		0		0		0
N	Rolette	0		0		0		0		0
	Towner	0		3		3		3		0
D	Walsh	1		8		9		5		4
<u>SECOND JUD. DIST. TOTALS:-----</u>		<u>36</u>		<u>60</u>		<u>96</u>		<u>58</u>		<u>38</u>
T	Dickey	1		4		5		0		5
	Emmons	3		0		3		1		2
H	LaMoure	0		4		4		2		2
	Logan	0		1		1		1		0
I	McIntosh	2		1		3		0		3
R	Ransom	0		8		8		5		3
	Richland	4		6		10		9		1
D	Sargent	0		4		4		4		0
<u>THIRD JUD. DIST. TOTALS:-----</u>		<u>10</u>		<u>28</u>		<u>38</u>		<u>22</u>		<u>16</u>

-19-

F	Burleigh	26	50	76	31	45
O	Eddy	2	2	4	3	1
U	Foster	0	3	3	1	2
R	Kidder	2	6	8	8	0
T	McLean	1	8	9	5	4
H	Sheridan	2	2	4	4	0
	Stutsman	10	25	35	32	3
	Wells	0	3	3	1	2
<u>FOURTH JUD. DIST. TOTALS:-----</u>		<u>43</u>	<u>99</u>	<u>142</u>	<u>85</u>	<u>57</u>

F	Burke	8	4	12	8	4
I	Divide	4	0	4	1	3
F	McKenzie	8	6	14	2	12
T	Mountrail	7	2	9	7	2
H	Ward	13	29	42	34	8
	Williams	17	12	29	10	19
<u>FIFTH JUD. DIST. TOTALS:-----</u>		<u>57</u>	<u>53</u>	<u>110</u>	<u>62</u>	<u>48</u>

-62-

S	Adams	0	4	4	1	3
	Billings	0	0	0	0	0
	Bowman	1	1	2	2	0
I	Dunn	0	2	2	1	1
	Grant	3	0	3	3	0
	Golden Valley	1	0	1	0	1
X	Hettinger	2	1	3	1	2
	Mercer	5	2	7	7	0
	Morton	1	13	14	13	1
T	Oliver	1	2	3	3	0
	Sioux	0	0	0	0	0
	Slope	0	0	0	0	0
H	Stark	6	8	14	6	8
<u>SIXTH JUD. DIST. TOTALS:-----</u>		<u>20</u>	<u>33</u>	<u>53</u>	<u>37</u>	<u>16</u>

STATE TOTAL:----- 225 415 640 430 210

*(See Table 42)
 #(See Table 43)

C R I M I N A L

Cases Completed During Reporting Period

JUD. DIST.	COUNTY	JURY TRIALS	COURT TRIALS, + CONTESTED	COURT TRIALS, + UNCONTESTED & DEFAULTS	DISMISSED ON STIPULATION	DISMISSED ON MOTION	CHANGE OF VENUE	= TOTAL
F	Barnes	3	3	8	1	6	1	22
I	Cass	3	5	40	0	14	3	65
	Grand Forks	2	2	52	16	0	0	72
R	Griggs	0	0	2	0	0	0	2
S	Nelson	0	0	0	0	0	0	0
	Steele	0	1	2	0	0	0	3
T	Traill	0	0	0	0	0	2	2
<u>FIRST JUD. DIST. TOTALS:</u>		<u>8</u>	<u>11</u>	<u>104</u>	<u>17</u>	<u>20</u>	<u>6</u>	<u>166</u>
S	Benson	0	1	0	0	0	0	1
	Bottineau	0	2	2	0	2	0	6
E	Cavalier	0	0	4	0	0	0	4
	McHenry	1	0	4	0	4	0	9
C	Pembina	3	0	7	0	2	0	12
	Pierce	0	0	3	0	0	0	3
O	Ramsey	0	1	12	0	1	1	15
	Renville	0	0	0	0	0	0	0
N	Rolette	0	0	0	0	0	0	0
	Towner	0	0	3	0	0	0	3
D	Walsh	0	0	4	0	1	0	5
<u>SECOND JUD. DIST. TOTALS:</u>		<u>4</u>	<u>4</u>	<u>39</u>	<u>0</u>	<u>10</u>	<u>1</u>	<u>58</u>
T	Dickey	0	0	0	0	0	0	0
	Emmons	0	0	1	0	0	0	1
H	LaMoure	0	0	2	0	0	0	2
I	Logan	0	1	0	0	0	0	1
	McIntosh	0	0	0	0	0	0	0
R	Ransom	0	0	4	0	1	0	5
	Richland	0	0	6	3	0	0	9
D	Sargent	1	1	0	2	0	0	4
<u>THIRD JUD. DIST. TOTALS:</u>		<u>1</u>	<u>2</u>	<u>13</u>	<u>5</u>	<u>1</u>	<u>0</u>	<u>22</u>

-63-

C R I M I N A L

Classification and Age of Pending Cases

JUD DIST.	COUNTY	Classification		*	Age of Pending Cases		
		NOT ARRAIGNED	ARRAIGNED FOR TRIAL		*	LESS THAN ONE YEAR	OVER 1 YEAR, BUT LESS THAN 2 YEARS
F	Barnes	0	2	*	2	0	0
I	Cass	8	3	*	7	3	1
R	Grand Forks	14	4	*	18	0	0
S	Griggs	2	1	*	2	0	1
S	Nelson	0	1	*	1	0	0
T	Steele	0	0	*	0	0	0
	Traill	0	0	*	2	0	0
<u>FIRST JUD. DIST. TOTALS:---</u>		24	11		32	3	2
S	Benson	0	0		1	0	0
E	Bottineau	0	3		0	2	0
C	Cavalier	6	3		4	4	1
O	McHenry	1	1		2	0	0
N	Pembina	5	0		4	1	5
D	Pierce	6	0		6	0	0
	Ramsey	1	8		8	1	0
	Renville	0	0		0	0	0
	Rolette	0	0		0	0	0
	Towner	0	0		0	0	0
	Walsh	4	0		0	0	0
<u>SECOND JUD. DIST. TOTALS:--</u>		23	15		25	8	6
T	Dickey	3	2		5	0	0
H	Emmons	2	0		1	1	0
I	LaMoure	0	2		2	0	0
R	Logan	0	0		0	0	0
D	McIntosh	3	0		2	1	0
	Ransom	0	3		8	0	0
	Richland	1	0		1	0	0
	Sargent	0	0		0	0	0
<u>THIRD JUD. DIST. TOTALS:----</u>		9	7		19	2	0

F	Burleigh	44	1	36	9	0
O	Eddy	1	0	1	0	0
U	Foster	2	0	2	0	0
	Kidder	0	0	0	0	0
R	McLean	4	0	4	0	0
T	Sheridan	0	0	0	0	0
	Stutsman	3	0	3	0	0
H	Wells	1	1	2	0	0
<u>FOURTH JUD. DIST. TOTALS:---</u>		<u>55</u>	<u>2</u>	<u>48</u>	<u>9</u>	<u>0</u>

F	Burke	1	3	2	1	1
I	Divide	1	2	0	2	1
F	McKenzie	5	7	5	1	6
T	Mountrail	2	0	0	1	1
H	Ward	6	2	8	0	0
	Williams	10	9	8	6	5
<u>FIFTH JUD. DIST. TOTALS:---</u>		<u>25</u>	<u>23</u>	<u>23</u>	<u>11</u>	<u>14</u>

S	Adams	3	0	3	0	0
	Billings	0	0	0	0	0
	Bowman	0	0	0	0	0
I	Dunn	1	0	1	0	0
	Grant	0	0	0	0	0
	Golden Valley	0	1	0	1	0
X	Hettinger	1	1	0	0	2
	Mercer	0	0	0	0	0
	Morton	0	1	1	0	0
T	Oliver	0	0	0	0	0
	Sioux	0	0	0	0	0
	Slope	0	0	0	0	0
H	Stark	7	1	7	1	0
<u>SIXTH JUD. DIST. TOTALS:---</u>		<u>12</u>	<u>4</u>	<u>12</u>	<u>2</u>	<u>2</u>

STATE TOTALS:----- 148 62 159 35 24

J U V E N I L E

Summary of Active Proceedings During Reporting Period

JUD. DIST.	COUNTY	PROCEEDINGS PENDING AT BEGINNING OF PERIOD	+	PROCEEDINGS FILED DURING PERIOD	=	TOTAL ACTIVE JUVENILE PROCEEDINGS	-	PROCEEDINGS ADJUDICATED DURING THIS PERIOD	=	PROCEEDINGS PENDING AT END OF PERIOD
F	Barnes	0		5		5		5		0
I	Cass	59		128		187		121		66
	Grand Forks	5		114		119		111		8
R	Griggs	0		0		0		0		0
S	Nelson	0		1		1		1		0
	Steele	0		2		2		1		1
T	Traill	0		3		3		3		0
<u>FIRST JUD. DIST. TOTALS:---</u>		64		253		317		242		75
S	Benson	0		2		2		1		1
	Bottineau	0		4		4		1		3
E	Cavalier	4		7		11		10		1
	McHenry	3		10		13		7		6
C	Pembina	5		5		10		8		2
	Pierce	0		2		2		2		0
O	Ramsey	0		4		4		3		1
	Renville	0		0		0		0		0
N	Rolette	9		8		17		6		11
	Towner	1		1		2		1		1
D	Walsh	1		27		28		28		0
<u>SECOND JUD. DIST. TOTALS:--</u>		23		70		93		67		26
T	Dickey	0		6		6		3		3
	Emmons	0		4		4		4		0
H	LaMoure	8		6		14		6		8
	Logan	0		1		1		1		0
I	McIntosh	0		3		3		3		0
R	Ransom	2		4		6		4		2
	Richland	0		6		6		6		0
D	Sargent	0		1		1		1		0
<u>THIRD JUD. DIST. TOTALS:---</u>		10		31		41		28		13

F	Burleigh	12	31	43	25	18
O	Eddy	7	3	10	3	7
U	Foster	0	1	1	1	0
R	Kidder	1	1	2	1	1
R	McLean	0	3	3	3	0
T	Sheridan	0	0	0	0	0
T	Stutsman	0	13	13	13	0
H	Wells	0	6	6	6	0
<u>FOURTH JUD. DIST. TOTALS:--</u>		<u>20</u>	<u>58</u>	<u>78</u>	<u>52</u>	<u>26</u>

F	Burke	0	0	0	0	0
I	Divide	0	1	1	1	0
F	McKenzie	0	2	2	1	1
T	Mountrail	0	2	2	1	1
H	Ward	4	20	24	19	5
H	Williams	3	12	15	15	0
<u>FIFTH JUD. DIST. TOTALS:---</u>		<u>7</u>	<u>37</u>	<u>44</u>	<u>37</u>	<u>7</u>

S	Adams	0	0	0	0	0
	Billings	0	0	0	0	0
	Bowman	0	1	1	1	0
I	Dunn	1	2	3	2	1
	Grant	0	0	0	0	0
	Golden Valley	3	0	3	3	0
X	Hettinger	0	0	0	0	0
	Mercer	0	3	3	3	0
	Morton	0	5	5	5	0
T	Oliver	0	0	0	0	0
	Sioux	0	0	0	0	0
	Slope	0	0	0	0	0
H	Stark	25	3	28	4	24
<u>SIXTH JUD. DIST. TOTALS:---</u>		<u>29</u>	<u>14</u>	<u>43</u>	<u>18</u>	<u>25</u>

STATE TOTALS:----- 153 463 616 444 172

J U V E N I L E

Number of Children Affected by Juvenile Court Proceedings

JUD. DIST.	COUNTY	CHILDREN PENDING BEGINNING OF PERIOD	+ FILED DURING PERIOD	= TOTAL CHILDREN AFFECTED DURING REPORTING PERIOD	- CHILDREN ADJUDICATED DURING PERIOD *	= CHILDREN PENDING ADJUDICATION END OF PERIOD
F	Barnes	0	5	5	5	0
I	Cass	71	137	208	125	83
R	Grand Forks	5	132	137	129	8
S	Griggs	0	0	0	0	0
S	Nelson	0	1	1	1	0
T	Steele	0	5	5	1	4
T	Traill	0	3	3	3	0
<u>FIRST JUD. DIST. TOTALS:-----</u>		76	283	359	264	95
S	Benson	0	5	5	3	2
E	Bottineau	0	4	4	1	3
E	Cavalier	4	14	18	17	1
C	McHenry	10	12	22	10	12
O	Pembina	5	5	10	8	2
O	Pierce	0	2	2	2	0
O	Ramsey	0	4	4	3	1
N	Renville	0	0	0	0	0
N	Rolette	18	12	30	6	24
D	Towner	1	1	2	1	1
D	Walsh	1	27	28	28	0
<u>SECOND JUD. DIST. TOTALS:-----</u>		39	86	125	79	46
T	Dickey	0	6	6	3	3
H	Emmons	0	5	5	5	0
H	LaMoure	14	6	20	6	14
I	Logan	0	1	1	1	0
R	McIntosh	0	3	3	3	0
R	Ransom	6	4	10	8	2
D	Richland	0	6	6	6	0
D	Sargent	0	1	1	1	0
<u>THIRD JUD. DIST. TOTALS:-----</u>		20	32	52	33	19

F	Burleigh	18	31	49	25	24
O	Eddy	17	5	22	3	19
U	Foster	0	1	1	1	0
R	Kidder	1	2	3	2	1
R	McLean	0	3	3	3	0
T	Sheridan	0	0	0	0	0
T	Stutsman	0	24	24	24	0
H	Wells	0	6	6	6	0
<u>FOURTH JUD. DIST. TOTALS:-----</u>		<u>36</u>	<u>72</u>	<u>108</u>	<u>64</u>	<u>44</u>

S	Burke	0	0	0	0	0
I	Divide	0	5	5	5	0
X	McKenzie	0	3	3	2	1
T	Mountrail	0	2	2	1	1
H	Ward	7	22	29	24	5
	Williams	6	25	31	31	0
<u>FIFTH JUD. DIST. TOTALS:-----</u>		<u>13</u>	<u>57</u>	<u>70</u>	<u>63</u>	<u>7</u>

-70-

S	Adams	0	0	0	0	0
	Billings	0	0	0	0	0
	Bowman	0	1	1	1	0
I	Dunn	1	2	3	2	1
	Grant	0	0	0	0	0
	Golden Valley	3	0	3	3	0
X	Hettinger	0	0	0	0	0
	Mercer	0	7	7	7	0
	Morton	0	5	5	5	0
T	Oliver	0	0	0	0	0
	Sioux	0	0	0	0	0
	Slope	0	0	0	0	0
H	Stark	30	3	33	5	28
<u>SIXTH JUD. DIST. TOTALS:-----</u>		<u>34</u>	<u>18</u>	<u>52</u>	<u>23</u>	<u>29</u>

STATE TOTAL:----- 218 548 766 526 240

*(See Table 46)

J U V E N I L E

Summary of Adjudications During Reporting Period

JUD. DIST.	COUNTY	COMMITTED TO STATE TRAINING SCHOOL	TO PRIVATE + INSTITUTIONS	PLACED IN FOSTER HOMES	PLACED IN ADOPTIVE HOMES	ON PROBATION TO PARENTS	DISMISSED OR LOSS OF JURISDICTION	+ OTHER	= TOTAL
F	Barnes	0	0	0	0	2	3	0	5
I	Cass	1	99	9	0	10	0	6	125
R	Grand Forks	7	11	26	7	22	13	43	129
S	Griggs	0	0	0	0	0	0	0	0
S	Nelson	0	0	0	0	0	0	1	1
S	Steele	0	0	0	1	0	0	0	1
T	Traill	1	0	0	0	2	0	0	3
<u>FIRST JUD. DIST. TOTALS:---</u>		9	110	35	8	36	16	50	264
S	Benson	0	0	2	0	1	0	0	3
S	Bottineau	0	1	0	0	0	0	0	1
E	Cavalier	1	0	8	1	6	0	1	17
C	McHenry	0	0	0	0	7	2	1	10
C	Pembina	0	0	0	0	0	3	5	8
C	Pierce	0	0	0	0	2	0	0	2
O	Ramsey	0	2	1	0	0	0	0	3
O	Renville	0	0	0	0	0	0	0	0
N	Rolette	0	1	0	0	0	4	1	6
N	Towner	0	0	0	0	0	0	1	1
D	Walsh	2	1	0	0	2	3	20	28
<u>SECOND JUD. DIST. TOTALS:--</u>		3	5	11	1	18	12	29	79
T	Dickey	0	0	0	0	0	0	3	3
T	Emmons	2	0	0	0	1	0	2	5
H	LaMoure	0	0	0	0	1	0	5	6
I	Logan	0	0	0	0	0	0	1	1
I	McIntosh	0	0	3	0	0	0	0	3
R	Ransom	0	0	0	0	2	5	1	8
D	Richland	1	0	0	0	3	1	1	6
D	Sargent	0	0	1	0	0	0	0	1
<u>THIRD JUD. DIST. TOTALS:---</u>		3	0	4	0	7	6	13	33

-71-

REPORT OF COUNTY COURT
(July 1 to December 31, 1971)

TABLE 47

Heirship Proceedings

JUD. DIST.	COUNTY	CASES PENDING BEGINNING OF PERIOD	+	CASES FILED DURING PERIOD	=	TOTAL ACTIVE CASES	-	CASES CLOSED DURING PERIOD	=	CASES PENDING END OF PERIOD
F	Barnes	2		1		3		2		1
I	Cass	0		4		4		2		2
R	Grand Forks	0		1		1		0		1
S	Griggs	0		0		0		0		0
T	Nelson	0		1		1		1		0
	Steele	0		0		0		0		0
	Traill	0		4		4		4		0
<u>FIRST JUD. DIST. TOTALS:-----</u>		<u>2</u>		<u>11</u>		<u>13</u>		<u>9</u>		<u>4</u>
S	Benson	1		0		1		1		0
E	Bottineau	0		2		2		0		2
C	Cavalier	1		0		1		0		1
O	McHenry	1		0		1		1		0
N	Pembina	1		2		3		1		2
D	Pierce	0		2		2		1		1
	Ramsey	0		0		0		0		0
	Renville	0		2		2		2		0
	Rolette	0		2		2		2		0
	Towner	1		0		1		0		1
	Walsh	1		4		5		2		3
<u>SECOND JUD. DIST. TOTALS:-----</u>		<u>6</u>		<u>14</u>		<u>20</u>		<u>10</u>		<u>10</u>
T	Dickey	1		2		3		2		1
H	Emmons	0		0		0		0		0
I	LaMoure	0		1		1		0		1
R	Logan	0		0		0		0		0
D	McIntosh	0		0		0		0		0
	Ransom	8		2		10		0		10
	Richland	0		1		1		0		1
	Sargent	0		0		0		0		0
<u>THIRD JUD. DIST. TOTALS:-----</u>		<u>9</u>		<u>6</u>		<u>15</u>		<u>2</u>		<u>13</u>

F	Burleigh	0	1	1	0	1
O	Eddy	0	0	0	0	0
U	Foster	0	1	1	1	0
R	Kidder	5	2	7	2	5
R	McLean	0	1	1	1	0
T	Sheridan	0	3	3	2	1
H	Stutsman	1	0	1	0	1
	Wells	0	2	2	2	0
	<u>FOURTH JUD. DIST. TOTALS:-----</u>	<u>6</u>	<u>10</u>	<u>16</u>	<u>8</u>	<u>8</u>

F	Burke	2	2	4	2	2
I	Divide	1	1	2	1	1
F	McHenry	0	0	0	0	0
T	Mountrail	6	1	7	1	6
H	Ward	3	7	10	2	8
	Williams	1	3	4	2	2
	<u>FIFTH JUD. DIST. TOTALS:-----</u>	<u>13</u>	<u>14</u>	<u>27</u>	<u>8</u>	<u>19</u>

S	Adams	0	0	0	0	0
	Billings	0	0	0	0	0
	Bowman	3	0	3	0	3
I	Dunn	0	4	4	0	4
	Golden Valley	1	2	3	2	1
	Grant	0	2	2	2	0
X	Hettinger	0	0	0	0	0
	Mercer	1	0	1	0	1
	Morton	1	1	2	2	0
T	Oliver	0	0	0	0	0
	Sioux	0	0	0	0	0
	Slope	0	0	0	0	0
H	Stark	8	1	9	1	8
	<u>SIXTH JUD. DIST. TOTALS:-----</u>	<u>14</u>	<u>10</u>	<u>24</u>	<u>7</u>	<u>17</u>

	<u>STATE TOTALS:-----</u>	<u>50</u>	<u>65</u>	<u>115</u>	<u>44</u>	<u>71</u>
	(Heirship)*					

*(See Table 51)

Joint Tenancy and Life Tenancy Estate Tax Proceedings

JUD. DIST.	COUNTY	CASES PENDING BEGINNING OF PERIOD	+	CASES FILED DURING PERIOD	=	TOTAL ACTIVE CASES	-	CASES CLOSED DURING PERIOD	=	CASES PENDING END OF PERIOD
F	Barnes	21		26		47		24		23
I	Cass	13		75		88		71		17
R	Grand Forks	0		64		64		64		0
S	Griggs	3		8		11		8		3
S	Nelson	4		6		10		3		7
T	Steele	3		2		5		4		1
T	Traill	3		14		17		13		4
<u>FIRST JUD. DIST. TOTALS:-----</u>		<u>47</u>		<u>195</u>		<u>242</u>		<u>187</u>		<u>55</u>
S	Benson	6		2		8		5		3
E	Bottineau	1		18		19		13		6
E	Cavalier	11		10		21		17		4
C	McHenry	0		15		15		14		1
C	Pembina	4		17		21		16		5
O	Pierce	4		4		8		3		5
O	Ramsey	2		15		17		16		1
N	Renville	1		2		3		3		0
N	Rolette	1		5		6		5		1
D	Towner	6		3		9		4		5
D	Walsh	9		35		44		25		19
<u>SECOND JUD. DIST. TOTALS:-----</u>		<u>45</u>		<u>126</u>		<u>171</u>		<u>121</u>		<u>50</u>
T	Dickey	2		12		14		12		2
H	Emmons	1		6		7		6		1
H	LaMoure	7		8		15		0		15
I	Logan	1		9		10		9		1
I	McIntosh	0		9		9		6		3
R	Ransom	12		18		30		26		4
D	Richland	9		22		31		24		7
D	Sargent	7		11		18		14		4
<u>THIRD JUD. DIST. TOTALS:-----</u>		<u>39</u>		<u>95</u>		<u>134</u>		<u>97</u>		<u>37</u>

F	Burleigh	47	35	82	33	49
O	Eddy	2	2	4	1	3
U	Foster	0	3	3	3	0
R	Kidder	0	5	5	4	1
R	McLean	5	13	18	14	4
T	Sheridan	0	6	6	4	2
T	Stutsman	6	35	41	37	4
H	Wells	0	9	9	9	0
<u>FOURTH JUD. DIST. TOTALS:-----</u>		<u>60</u>	<u>108</u>	<u>168</u>	<u>105</u>	<u>63</u>

F	Burke	7	10	17	13	4
I	Divide	4	6	10	9	1
F	McKenzie	2	17	19	14	5
T	Mountrail	7	13	20	9	11
H	Ward	8	52	60	47	13
H	Williams	2	20	22	21	1
<u>FIFTH JUD. DIST. TOTALS:-----</u>		<u>30</u>	<u>118</u>	<u>148</u>	<u>113</u>	<u>35</u>

S	Adams	0	6	6	6	0
	Billings	1	1	2	2	0
	Bowman	3	2	5	0	5
I	Dunn	1	10	11	10	1
	Golden Valley	3	4	7	3	4
	Grant	0	3	3	2	1
X	Hettinger	0	3	3	3	0
	Mercer	0	14	14	13	1
	Morton	0	20	20	20	0
T	Oliver	0	2	2	2	0
	Sioux	1	1	2	1	1
	Slope	0	0	0	0	0
H	Stark	3	15	18	16	2
<u>SIXTH JUD. DIST. TOTALS:-----</u>		<u>12</u>	<u>81</u>	<u>93</u>	<u>78</u>	<u>15</u>

<u>STATE TOTALS:-----</u>	<u>233</u>	<u>723</u>	<u>956</u>	<u>701</u>	<u>255</u>
(Tenancies)*					

*(See Table 51)

Probate Proceedings

JUD. DIST.	COUNTY	CASES PENDING BEGINNING OF PERIOD	CASES FILED DURING PERIOD	TOTAL ACTIVE CASES	CASES CLOSED DURING PERIOD	CASES PENDING END OF PERIOD
F	Barnes	186	31	217	15	202
I	Cass	434	109	543	125	418
	Grand Forks	355	83	438	80	358
R	Griggs	36	12	48	9	39
S	Nelson	168	16	184	15	169
	Steele	27	8	35	9	26
T	Traill	162	31	193	90	103
<u>FIRST JUD. DIST. TOTALS:-----</u>		<u>1368</u>	<u>290</u>	<u>1658</u>	<u>343</u>	<u>1315</u>
S	Benson	112	24	136	15	121
	Bottineau	131	39	170	34	136
E	Cavalier	209	26	235	97	138
	McHenry	121	25	146	32	114
C	Pembina	152	35	187	30	157
	Pierce	106	25	131	16	115
O	Ramsey	124	26	150	23	127
	Renville	217	19	236	7	229
N	Rolette	130	16	146	25	121
	Towner	122	22	144	15	129
D	Walsh	196	50	246	50	196
<u>SECOND JUD. DIST. TOTALS:-----</u>		<u>1620</u>	<u>307</u>	<u>1927</u>	<u>344</u>	<u>1583</u>
T	Dickey	53	17	70	15	55
	Emmons	75	18	93	35	58
H	LaMoure	246	21	267	6	261
	Logan	17	5	22	5	17
I	McIntosh	263	15	278	3	275
R	Ransom	56	12	68	16	52
	Richland	186	57	243	28	215
D	Sargent	56	17	73	33	40
<u>THIRD JUD. DIST. TOTALS:-----</u>		<u>952</u>	<u>162</u>	<u>1114</u>	<u>141</u>	<u>973</u>

F	Burleigh	514	49	563	5	558
O	Eddy	37	9	46	6	40
U	Foster	31	10	41	2	39
R	Kidder	60	15	75	10	65
R	McLean	89	33	122	43	79
T	Sheridan	24	7	31	11	20
T	Stutsman	151	39	190	37	153
H	Wells	119	22	141	14	127
<u>FOURTH JUD. DIST. TOTALS:-----</u>		<u>1025</u>	<u>184</u>	<u>1209</u>	<u>128</u>	<u>1081</u>

F	Burke	73	16	89	26	63
I	Divide	98	23	121	31	90
F	McKenzie	141	25	166	20	146
T	Mountrail	118	17	135	25	110
H	Ward	235	67	302	93	209
H	Williams	259	70	329	48	281
<u>FIFTH JUD. DIST. TOTALS:-----</u>		<u>924</u>	<u>218</u>	<u>1142</u>	<u>243</u>	<u>899</u>

S	Adams	64	10	74	17	57
	Billings	38	6	44	2	42
	Bowman	104	16	120	30	90
I	Dunn	48	11	59	18	41
	Golden Valley	236	8	244	3	241
	Grant	58	14	72	19	53
X	Hettinger	169	13	182	7	175
	Mercer	49	16	65	10	55
	Morton	412	40	452	335	117
T	Oliver	39	7	46	3	43
	Sioux	15	6	21	3	18
	Slope	33	8	41	9	32
H	Stark	168	49	217	43	174
<u>SIXTH JUD. DIST. TOTALS:-----</u>		<u>1433</u>	<u>204</u>	<u>1637</u>	<u>499</u>	<u>1138</u>

<u>STATE TOTALS:-----</u>		<u>7322</u>	<u>1365</u>	<u>8687</u>	<u>1698</u>	<u>6989</u>
(Probate)*						

*(See Table 51)

Guardianship Proceedings

JUD. DIST.	COUNTY	CASES PENDING BEGINNING OF PERIOD	+	CASES FILED DURING PERIOD	=	TOTAL ACTIVE CASES	-	CASES CLOSED DURING PERIOD	=	CASES PENDING END OF PERIOD
F	Barnes	52		3		55		3		52
I	Cass	322		30		352		28		324
	Grand Forks	189		11		200		13		187
R	Griggs	22		2		24		0		24
S	Nelson	49		2		51		2		49
	Steele	31		1		32		3		29
T	Traill	60		4		64		1		63
<u>FIRST JUD. DIST. TOTALS:-----</u>		725		53		778		50		728
S	Benson	59		1		60		0		60
	Bottineau	49		3		52		5		47
E	Cavalier	59		1		60		6		54
	McHenry	55		4		59		12		47
C	Pembina	28		4		32		4		28
	Pierce	17		2		19		1		18
O	Ramsey	93		3		96		1		95
	Renville	17		2		19		2		17
N	Rolette	29		3		32		2		30
	Towner	29		4		33		2		31
D	Walsh	84		6		90		7		83
<u>SECOND JUD. DIST. TOTALS:-----</u>		519		33		552		42		510
T	Dickey	58		2		60		7		53
	Emmons	45		2		47		17		30
H	LaMoure	43		1		44		0		44
	Logan	13		1		14		1		13
I	McIntosh	27		2		29		2		27
R	Ransom	41		6		47		0		47
	Richland	69		7		76		4		72
D	Sargent	12		1		13		6		7
<u>THIRD JUD. DIST. TOTALS:-----</u>		308		22		330		37		293

F	Burleigh	134	7	141	0	141
O	Eddy	18	2	20	0	20
U	Foster	21	1	21	2	19
	Kidder	23	2	25	2	23
R	McLean	58	8	66	12	54
T	Sheridan	21	1	22	1	21
	Stutsman	102	7	109	5	104
H	Wells	45	2	47	0	47
<u>FOURTH JUD. DIST. TOTALS:-----</u>		<u>421</u>	<u>30</u>	<u>451</u>	<u>22</u>	<u>429</u>

F	Burke	17	1	18	2	16
I	Divide	39	0	39	0	39
F	McKenzie	52	3	55	2	53
T	Mountrail	63	5	68	3	65
H	Ward	147	17	164	23	141
	Williams	162	12	174	6	168
<u>FIFTH JUD. DIST. TOTALS:-----</u>		<u>480</u>	<u>38</u>	<u>518</u>	<u>36</u>	<u>482</u>

S	Adams	40	2	42	4	38
	Billings	12	0	12	0	12
	Bowman	44	2	46	3	43
I	Dunn	26	3	29	2	27
	Golden Valley	26	0	26	0	26
	Grant	31	0	31	10	21
X	Hettinger	20	2	22	1	21
	Mercer	35	2	37	3	34
	Morton	68	2	70	10	60
T	Oliver	14	1	15	0	15
	Sioux	4	0	4	0	4
	Slope	11	1	12	1	11
H	Stark	118	7	125	6	119
<u>SIXTH JUD. DIST. TOTALS:-----</u>		<u>449</u>	<u>22</u>	<u>471</u>	<u>40</u>	<u>431</u>

<u>STATE TOTALS:-----</u>	<u>2902</u>	<u>198</u>	<u>3100</u>	<u>227</u>	<u>2873</u>
(Guardianships)*					

*(See Table 51)

State Summary of Active Cases During Reporting Period

(A Summary of Tables 47, 48, 49, & 50)

JUD. DIST.	COUNTY	TOTAL CASES PENDING BEGINNING OF PERIOD	TOTAL CASES FILED DURING PERIOD	GRAND TOTAL ACTIVE CASES	TOTAL CASES CLOSED DURING PERIOD	TOTAL CASES PENDING END OF PERIOD*
F	Barnes	261	61	322	44	278
I	Cass	769	218	987	226	761
R	Grand Forks	544	159	703	157	546
S	Griggs	61	22	83	17	66
T	Nelson	221	25	246	21	225
	Steele	61	11	72	16	56
	Traill	225	53	278	108	170
<u>FIRST JUD. DIST. TOTALS:-----</u>		2142	549	2691	589	2102
S	Benson	178	27	205	21	184
E	Bottineau	181	62	243	52	191
C	Cavalier	280	37	317	120	197
O	McHenry	177	44	221	59	162
N	Pembina	185	58	243	51	192
D	Pierce	127	33	160	21	139
	Ramsey	219	44	263	40	223
	Renville	235	25	260	14	246
	Rolette	160	26	186	34	152
	Towner	158	29	187	21	166
	Walsh	290	95	385	84	301
<u>SECOND JUD. DIST. TOTALS:-----</u>		2190	480	2670	517	2153
T	Dickey	114	33	147	36	111
H	Emmons	121	26	147	58	89
I	LaMoure	296	31	327	6	321
R	Logan	31	15	46	15	31
D	McIntosh	290	26	316	11	305
	Ransom	117	38	155	42	113
	Richland	264	87	351	56	295
	Sargent	75	29	104	53	51
<u>THIRD JUD. DIST. TOTALS:-----</u>		1308	285	1593	277	1316

F	Burleigh	695	92	787	38	749
O	Eddy	57	13	70	7	63
U	Foster	51	15	66	8	58
	Kidder	88	24	112	18	94
R	McLean	152	55	207	70	137
T	Sheridan	45	17	62	18	44
	Stutsman	260	81	341	79	262
H	Wells	164	35	199	25	174
<u>FOURTH JUD. DIST. TOTALS:-----</u>		<u>1512</u>	<u>332</u>	<u>1844</u>	<u>263</u>	<u>1581</u>
F	Burke	99	29	128	43	85
I	Divide	142	30	172	41	131
F	McKenzie	195	45	240	36	204
T	Mountrail	194	36	230	38	192
H	Ward	393	143	536	165	371
	Williams	424	105	529	77	452
<u>FIFTH JUD. DIST. TOTALS-----</u>		<u>1447</u>	<u>388</u>	<u>1835</u>	<u>400</u>	<u>1435</u>
S	Adams	104	18	122	27	95
	Billings	51	7	58	4	54
	Bowman	154	20	174	33	141
I	Dunn	75	28	103	30	73
	Golden Valley	266	14	280	8	272
	Grant	89	19	108	33	75
X	Hettinger	189	18	207	11	196
	Mercer	85	32	117	26	91
	Morton	481	63	544	367	177
T	Oliver	53	10	63	5	58
	Sioux	20	7	27	4	23
	Slope	44	9	53	10	43
H	Stark	297	72	369	66	303
<u>SIXTH JUD. DIST. TOTALS:-----</u>		<u>1908</u>	<u>317</u>	<u>2225</u>	<u>624</u>	<u>1601</u>
<u>STATE GRAND TOTAL:-----</u>		<u>10,507</u>	<u>2351</u>	<u>12,858</u>	<u>2670</u>	<u>10,188</u>

*(See Table 52)

Status of Pending Cases

JUD. DIST.	COUNTY	LATE IN FILING INVENTORY	LATE IN FILING + ESTATE TAX	LATE IN FILING + ACCOUNTING	LATE IN FILING + FINAL DECREE	LATE IN FILING + FINAL DISCHARGE	IMPROPER BOND OR BONDSMAN	CASES CURRENT AND UP TO DATE	TOTAL CASES = PENDING
F	Barnes	33	6	3	3	44	0	189	278
I	Cass	88	21	87	7	105	1	452	761
R	Grand Forks	126	50	97	14	36	0	223	546
S	Griggs	7	0	19	0	14	0	26	66
S	Nelson	18	0	41	16	97	0	53	225
T	Steele	7	1	6	0	0	0	42	56
	Traill	20	0	3	0	30	0	117	170
<u>FIRST JUD. DIST. TOTALS:-</u>		299	78	256	40	326	1	1102	2102
S	Benson	18	0	59	3	28	0	76	184
	Bottineau	30	4	47	11	22	0	77	191
E	Cavalier	34	7	72	17	28	0	39	197
	McHenry	17	1	38	7	16	0	83	162
C	Pembina	45	30	32	8	57	0	20	192
	Pierce	19	6	8	5	8	0	93	139
O	Ramsey	42	1	42	4	69	0	65	223
	Renville	5	7	2	0	179	0	53	246
N	Rolette	5	6	26	22	28	0	65	152
	Towner	37	10	25	11	35	0	48	166
D	Walsh	28	12	35	12	27	0	187	301
<u>SECOND JUD. DIST. TOTALS:</u>		280	84	386	100	497	0	806	2153
T	Dickey	2	2	15	1	14	0	77	111
	Emmons	4	3	3	2	10	0	67	89
H	LaMoure	5	0	6	0	0	0	310	321
	Logan	2	1	5	0	8	0	15	31
I	McIntosh	25	4	29	14	196	0	37	305
R	Ransom	7	0	0	0	0	0	106	113
	Richland	25	16	64	1	31	0	158	295
D	Sargent	2	0	2	3	16	0	28	51
<u>THIRD JUD. DIST. TOTALS:</u>		72	26	124	21	275	0	798	1316

F	Burleigh	34	35	40	39	41	0	560	749
O	Eddy	10	2	16	3	10	0	22	63
U	Foster	0	0	9	9	22	0	18	58
R	Kidder	11	4	14	1	18	0	46	94
T	McLean	8	1	24	2	8	0	94	137
H	Sheridan	0	0	1	0	0	0	43	44
	Stutsman	16	0	30	4	19	0	193	262
	Wells	10	0	10	0	0	0	154	174
<u>FOURTH JUD. DIST. TOTALS:</u>		<u>89</u>	<u>42</u>	<u>144</u>	<u>58</u>	<u>118</u>	<u>0</u>	<u>1130</u>	<u>1581</u>

F	Burke	11	7	14	0	10	0	43	85
I	Divide	4	1	24	5	27	0	70	131
F	McKenzie	25	6	37	2	49	0	85	204
T	Mountrail	9	23	8	16	23	0	113	192
H	Ward	32	0	56	5	10	0	268	371
	Williams	43	12	163	1	75	0	158	452
<u>FIFTH JUD. DIST. TOTALS:</u>		<u>124</u>	<u>49</u>	<u>302</u>	<u>29</u>	<u>194</u>	<u>0</u>	<u>737</u>	<u>1435</u>

S	Adams	4	0	38	9	5	0	39	95
	Billings	2	5	11	5	17	0	14	54
	Bowman	14	26	31	22	24	7	17	141
I	Dunn	14	2	20	1	4	0	32	73
	Golden Valley	33	10	32	10	179	0	8	272
	Grant	3	3	4	2	9	0	54	75
X	Hettinger	1	0	17	10	89	0	79	196
	Mercer	2	4	4	3	27	0	51	91
	Morton	12	10	19	6	23	0	107	177
T	Oliver	7	4	9	5	17	0	16	58
	Sioux	3	3	4	0	0	0	13	23
	Slope	0	0	2	5	16	0	20	43
H	Stark	27	8	50	7	30	5	176	303
<u>SIXTH JUD. DIST. TOTALS:</u>		<u>122</u>	<u>75</u>	<u>241</u>	<u>85</u>	<u>440</u>	<u>12</u>	<u>626</u>	<u>1601</u>

STATE TOTALS:----- 986 354 1453 333 1850 13 5199

GRAND TOTAL (Cases Pending)----- 10,188

REPORT OF COUNTY COURT (Cont.)Marriage Licenses Issued and Mental Health Hearings Held

JUD. DIST.	COUNTY	MARRIAGE LICENSES ISSUED	MENTAL HEALTH HEARINGS
F	Barnes	92	0
I	Cass	376	54
R	Grand Forks	314	19
S	Griggs	29	3
S	Nelson	28	3
T	Steele	22	3
	Traill	34	6
<u>FIRST JUD. DIST. TOTALS:-----</u>		895	88
S	Benson	35	8
E	Bottineau	37	13
E	Cavalier	66	0
C	McHenry	36	2
O	Pembina	60	7
O	Pierce	37	0
N	Ramsey	79	4
N	Renville	25	0
D	Rolette	69	4
	Towner	22	5
	Walsh	82	11
<u>SECOND JUD. DIST. TOTALS:-----</u>		548	54
T	Dickey	33	0
H	Emmons	29	3
I	LaMoure	30	3
I	Logan	10	4
R	McIntosh	25	0
R	Ransom	45	2
D	Richland	76	4
	Sargent	17	2
<u>THIRD JUD. DIST. TOTALS:-----</u>		265	18

TABLE 53 (Cont.)

REPORT OF COUNTY COURT (Cont.)Marriage Licenses Issued and Mental Health Hearings Held
(Cont.)

JUD. DIST.	COUNTY	MARRIAGE LICENSES ISSUED	MENTAL HEALTH HEARINGS
F	Burleigh	234	23
O	Eddy	21	0
U	Foster	31	4
	Kidder	17	2
R	McLean	41	3
T	Sheridan	24	1
	Stutsman	129	28
H	Wells	31	4
<u>FOURTH JUD. DIST. TOTALS:-----</u>		528	65
F	Burke	16	3
I	Divide	22	3
F	McKenzie	21	1
T	Mountrail	44	6
H	Ward	325	30
	Williams	98	32
<u>FIFTH JUD. DIST. TOTALS:-----</u>		526	75
S	Adams	18	1
	Billings	5	0
	Bowman	16	1
I	Dunn	26	2
	Golden Valley	11	0
	Grant	30	0
X	Hettinger	23	1
	Mercer	23	7
	Morton	166	39
T	Oliver	10	0
	Sioux	16	0
	Slope	2	0
H	Stark	114	4
<u>SIXTH JUD. DIST. TOTALS:-----</u>		460	55
<u>STATE TOTALS:-----</u>		<u>3222</u>	<u>355</u>

REPORT OF SELECTED MUNICIPAL COURTS

TABLE 54

(July 1 to December 31, 1971)

Summary of Active Cases During Reporting Period

CITY	CASES PENDING BEGINNING OF PERIOD	+ CASES FILED DURING PERIOD	= TOTAL ACTIVE CASES	- CASES COMPLETED DURING PERIOD #	= CASES PENDING END OF PERIOD
Bismarck	0	1398	1398	1398	0
Bottineau	2	160	162	162	0
Bowman	0	52	52	52	0
Cando	0	27	27	27	0
Carrington	0	160	160	160	0
Crosby	0	50	50	50	0
Devils Lake	6	580	586	586	0
Dickinson	0	349	349	349	0
Ellendale	0	20	20	20	0
Enderlin	16	51	67	60	7
Fargo	46	2587	2633	2549	84
Garrison	0	46	46	46	0
Grafton	82	409	491	473	18
Grand Forks	26	1753	1779	1750	29
Harvey	0	129	129	129	0
Hettinger	6	102	108	94	14
Jamestown	0	1105	1105	1105	0
Kenmare	0	47	47	47	0
LaMoure	0	26	26	26	0
Langdon	0	445	445	443	2
Larimore	1	87	88	86	2
Linton	0	86	86	86	0
Lisbon	2	77	79	78	1
Mandan	*	*	*	*	*
Mayville	0	97	97	97	0
Minot	95	1668	1763	1763	0
New Rockford	0	70	70	70	0
New Town	0	261	261	261	0
Oakes	0	62	62	62	0
Park River	1	146	147	140	7
Rugby	2	69	71	69	2
Stanley	0	49	49	49	0
Tioga	1	55	56	54	2
Valley City	0	236	236	236	0
Wahpeton	12	405	417	408	9
Watford City	1	49	50	49	1
West Fargo	7	245	252	247	5
Williston	4	743	747	743	4
<u>STATE TOTAL:---</u>	<u>310</u>	<u>13,901</u>	<u>14,211</u>	<u>14,024</u>	<u>187</u>

*(Did not report)

#(See Table 55)

REPORT OF SELECTED MUNICIPAL COURTS (Cont.) TABLE 55

Cases Completed During Reporting Period

CITY	BOND FORFIETED, NO BENCH WARRANT ISSUED	TRIAL BY COURT (UNCONTESTED), GUILTY PLEAS, DISMISSED ON MOTION, ETC.	TRIAL BY COURT (CONTESTED)	TRIAL BY JURY	TOTAL#
Bismarck	127	1185	86	0	1398
Bottineau	57	92	13	0	162
Bowman	4	42	6	0	52
Cando	13	14	0	0	27
Carrington	60	95	5	0	160
Crosby	22	28	0	0	50
Devils Lake	67	515	4	0	586
Dickinson	43	276	30	0	349
Ellendale	0	20	0	0	20
Enderlin	0	55	5	0	60
Fargo	592	1904	49	4	2549
Garrison	9	30	7	0	46
Grafton	223	237	13	0	473
Grand Forks	301	1373	72	4	1750
Harvey	40	89	0	0	129
Hettinger	36	57	1	0	94
Jamestown	738	316	50	1	1105
Kenmare	16	23	8	0	47
LaMoure	24	1	1	0	26
Langdon	330	23	90	0	443
Larimore	27	57	2	0	86
Linton	44	36	6	0	86
Lisbon	18	56	4	0	78
Mandan	*	*	*	*	*
Mayville	25	70	2	0	97
Minot	459	1302	2	0	1763
New Rockford	20	45	5	0	70
New Town	7	235	19	0	261
Oakes	20	42	0	0	62
Park River	27	101	12	0	140
Rugby	40	24	5	0	69
Stanley	45	3	1	0	49
Tioga	30	2	21	1	54
Valley City	54	176	6	0	236
Wahpeton	61	336	11	0	408
Watford City	16	31	2	0	49
West Fargo	84	142	21	0	247
Williston	337	296	110	0	743
STATE TOTAL:	4016	9329	669	10	14024

*Report not received.

#See Table 56.

REPORT OF SELECTED MUNICIPAL COURTS (Cont.)

TABLE 56

Traffic Cases Completed During Reporting Period

CITY	TRAFFIC CASES DISPOSED OF	NON-TRAFFIC CASES DISPOSED OF
Bismarck	1235	163
Bottineau	99	63
Bowman	35	17
Cando	27	0
Carrington	120	40
Crosby	46	4
Devils Lake	284	302
Dickinson	299	50
Ellendale	17	3
Enderlin	48	12
Fargo	2245	304
Garrison	35	11
Grafton	402	71
Grand Forks	1290	460
Harvey	126	3
Hettinger	80	14
Jamestown	971	134
Kenmare	8	39
LaMoure	20	6
Langdon	252	191
Larimore	76	10
Linton	85	1
Lisbon	62	16
Mandan	*	*
Mayville	83	14
Minot	1108	655
New Rockford	42	28
New Town	43	218
Oakes	44	18
Park River	107	33
Rugby	57	12
Stanley	49	0
Tioga	23	31
Valley City	209	27
Wahpeton	288	120
Watford City	44	5
West Fargo	225	22
Williston	624	119
<u>STATE TOTAL:</u>	<u>10808</u>	<u>3216</u>

*Report not received.

REPORT OF SAFETY RESPONSIBILITY DIVISION
NORTH DAKOTA STATE HIGHWAY DEPARTMENT

TABLE 57

(July 1 to December 31, 1971)

Report of Motor Vehicle Traffic Violation Convictions

VIOLATION	JULY 1971	AUG. 1971	SEPT 1971	OCT. 1971	NOV. 1971	DEC. 1971	JULY- DEC., 1971 TOTAL	1971 YEARLY TOTAL	JULY- DEC., 1970 TOTAL	1970 YEARLY TOTAL
No Drivers License	260	244	281	236	203	158	1382	2464	1260	2278
Reckless Driving	73	95	93	67	70	55	453	880	489	964
Speeding	1242	1198	1463	1617	1659	1334	8513	16452	8525	17341
Stop Sign	274	245	339	341	301	313	1813	3538	1874	4088
Careless Driving	458	476	466	426	414	463	2703	5011	2731	5176
Improper Equipment	89	87	114	100	67	50	507	862	558	1067
Overload, Width, Length	20	25	12	23	21	14	115	214	82	182
Improper Registration	80	52	59	50	69	25	335	1103	291	849
Public Intoxication	3	2	1	3	0	0	9	12	6	17
Open Bottle, Over 21	186	147	141	126	127	98	825	1541	722	1372
Open Bottle, Under 21	128	102	123	108	96	93	650	1451	685	1348
Vehicle Control	69	47	58	72	64	68	378	830	428	961
Failure to Yield Right/Way	143	123	164	168	170	175	943	1983	919	1845
Failure to Report Accident	71	49	66	59	60	53	358	722	404	764
Following too Close	52	25	38	38	27	32	212	422	238	449
Pedestrian Right of Way	8	2	1	2	3	4	20	81	26	61
Miscellaneous	620	454	566	520	493	483	3136	6037	3020	5860
Driving Under Influence	211	242	242	248	220	276	1439	2781	1351	2661
Driving Under Suspension	53	53	52	47	54	51	310	628	294	597
Violation of DL Restrictions	23	25	22	18	19	11	118	236	143	256
Altered Drivers License	3	3	4	3	3	4	20	63	32	63
TOTALS:-----	<u>4066</u>	<u>3696</u>	<u>4305</u>	<u>4272</u>	<u>4140</u>	<u>3760</u>	<u>24239</u>	<u>47331</u>	<u>24078</u>	<u>48199</u>

- 06 -

REPORT OF SAFETY RESPONSIBILITY DIVISION
OF NORTH DAKOTA STATE HIGHWAY DEPARTMENT (Cont.)

TABLE 58

Driver's License Suspensions, Revocations & Re-examinations

<u>VIOLATIONS RESULTING IN REVOCATION</u>	JULY 1971	AUG. 1971	SEPT 1971	OCT. 1971	NOV. 1971	DEC. 1971	JULY- DEC., 1971 TOTAL	1971 YEARLY TOTAL	JULY- DEC., 1970 TOTAL	1970 YEARLY TOTAL
Operating Under the Influence(DWI)	207	186	277	232	203	259	1364	2599	1221	2394
Refused test, Implied Consent Law	21	20	24	21	19	27	132	244	106	231
Felony Involving Use of MV	0	0	2	0	0	0	2	2	0	2
Reckless Driving	3	1	4	4	1	2	15	23	22	35
Mnsltr resulting in MV accident	0	0	0	0	0	0	0	0	0	0
Altered Driver's License	5	9	1	4	7	5	31	64	0	0
<u>VIOLATIONS RESULTING IN SUSPENSION</u>										
Operating under the influence (DWI)	14	22	12	9	17	11	85	166	93	204
Failure to report accident	73	53	87	51	53	43	361	913	598	1136
Failure to deposit security	106	105	102	92	117	118	640	1465	970	1801
Failure to Satisfy Judgment	13	4	8	7	2	4	38	89	43	82
Drove under suspension or revocation	47	48	60	55	50	52	312	633	310	588
Failed driv test &/or phys disabled	15	27	22	22	4	21	111	195	167	277
Unlawful Use of License	32	11	20	22	14	21	120	207	148	235
License Voided (Not Entitled to lic)	34	30	15	46	40	45	210	328	149	235
Freq of offense/Hab Reck or Neg Driv	53	30	51	41	55	43	273	491	306	667
All Other Violations	28	39	58	27	50	17	219	390	213	371
Four Violations	62	30	34	58	67	46	297	529	257	624
Failure to Prove Financial Resp.	99	75	77	87	93	88	519	980	545	938
<u>TOTALS</u> -----	<u>812</u>	<u>691</u>	<u>854</u>	<u>778</u>	<u>792</u>	<u>802</u>	<u>4729</u>	<u>9318</u>	<u>5148</u>	<u>9820</u>
<u>ORDER FOR RE-EXAMINATION</u>	<u>18</u>	<u>24</u>	<u>10</u>	<u>25</u>	<u>27</u>	<u>16</u>	<u>120</u>	<u>258</u>	<u>144</u>	<u>293</u>

MALE 175

TABLE 60

U.S. DEPARTMENT OF JUSTICE - FEDERAL BUREAU OF INVESTIGATION

C. SHEET NO. 1 OF 1 SHEET

7/01/71 7/31/71

FEDERAL BUREAU OF INVESTIGATION - NORTH DAKOTA

ISSUE FROM: North Dakota State Farm

D. GRAND TOTAL ADMITTED 2 E. SHEET TOTAL 2

No.	Arrested on		Charge	Indictment			Detention			Race	State or county of birth	Age at last birthday	Marital status	Particulars in arrest	
	Mo.	Day		Yrs.	Mo.	Days	Yrs.	Mo.	Days					Ver.	Se.
	(1)	(2)		(3)	(4)	(5)	(6)	(7)	(8)					(9)	(10)
90	7	1	Assault & Battery			0	6	0	White	Minn.	18	S		X	
92	7	21	Burglary			1	0	0	White	N. D.	19	S		X	
93															
94															
95															
96															
97															
98															
99															
100															
101															
102															
103															
104															
105															
106															
107															
108															
109															
110															
111															
112															
113															
114															
115															
116															
117															
118															
119															
120															
121															
122															
123															
124															
125															
126															
127															
128															
129															
130															
131															
132															
133															
134															
135															
136															
137															
138															
139															
140															
141															
142															
143															
144															
145															
146															
147															
148															
149															
150															

1951

A. REPORT PERIOD: FROM 8/1/71 TO 8/31/71

U.S. DEPARTMENT OF JUSTICE - BUREAU OF PRISONS

C. SHEET NO. 1 OF 1 SHEET

NATIONAL PRISONER STATISTICS COURT ADMISSIONS

B. INSTITUTION CODE North Dakota State Penitentiary

D. GRAND TOTAL ADMITTED 7 E. SHEET TOTAL 7

INSTITUTION CODE	Serial No. of prisoner received from court and committed cases (1)	Date of admission (2)		OFFENSE FOR WHICH COMMITTED (AS GIVEN IN COMMITMENT PAPERS) (3)	Sentence (as fixed by court)								Race (7)	State or country of birth (8)	Age at last birthday (9)	Marital status (10)	Prisoner's age at last birthday (11)
		Mo.	Day		Indeterminate				Definite (6)								
					Yrs.	Mos.	Yrs.	Mos.	Yrs.	Mos.	Days	Yrs.					
01	11425	8	3	Burglary on 5 Counts Concurrently	2	0	4	0					Red	N. Dak.	26	Div.	X
02	11426	8	3	Burglary on 5 Counts Concurrently	2	0	4	0					White	Wash.	27	M	X
03	11012	8	4	Assault with intent to commit Sodomy	5	0	10	0					White	N. Dak.	34	M	X
04	11340	8	4	Robbery 1st Degree					5	0	0		White	N. Dak.	33	M	X
05	11427	8	11	Burglary	5	0	15	0					White	S. C.	36	M	X
06	11429	8	23	Violation Hearing					3	0	0		White	N. Dak.	31	Div.	X
07	11430	8	30	Escape from Custody	1	0	4	0					White	N. Dak.	21	M.	X
08																	
09																	
10																	
11																	
12																	
13																	
14																	
15																	
16																	
17																	
18																	
19																	
20																	

TABLE 62
U.S. DEPARTMENT OF JUSTICE - BUREAU OF PRISONS

C. SHEET NO. 1 OF 1 SHEET

NATIONAL PRISONER STATISTICS COURT ADMISSIONS

A. REPORT PERIOD: FROM 8/1/71 TO 8/31/71

B. INSTITUTION CODE NORTH DAKOTA STATE PENITENTIARY

D. GRAND TOTAL ADMITTED 1 E. SHEET TOTAL 1

No.	Serial No. of prisoner received from court and commitment cases (1)	Date of admission (2)		OFFENSE FOR WHICH COMMITTED (AS GIVEN IN COMMITMENT PAPERS) (3)	Sentence (as fixed by court)							Race (7)	State or country of birth (8)	Age at last birthday (9)	Marital status (10)	Prior commitments adult in (11) Yes	
		Mo.	Day		Indeterminate			Definite									
					Minimum (4)	Maximum (5)	(6)										
Yrs.	Mos.	Yrs.	Mos.	Yrs.	Mos.	Days											
01	11428	8	11	BURGLARY, 62-01-02 NDRC	3	0	5	0					WHITE	ST. LOUIS, MO	35	M	Y
02																	
03																	
04																	
05																	
06																	
07																	
08																	
09																	
10																	
11																	
12																	
13																	
14																	
15																	
16																	
17																	
18																	
19																	
20																	

-95-

TABLE 63

U.S. DEPARTMENT OF JUSTICE - BUREAU OF PRISONS

C. SHEET NO. 1 OF 1 SHEET

1. REPORT PERIOD: FROM 9/1/71 TO 9/30/71

NATIONAL PRISONER STATISTICS COURT ADMISSIONS

B. INSTITUTION CODE North Dakota State Penitentiary

D. GRAND TOTAL ADMITTED 6 E. SHEET TOTAL 6

Line No.	Institution at which admitted and court name (1)	Date of admission (2)		OFFENSE FOR WHICH COMMITTED (AS GIVEN IN COMMITMENT PAPERS) (3)	Sentence, as fixed by court							Race (7)	State or country of birth (8)	Age at last birthday (9)	Marital status (10)	Prior commitments as adult (11)	
					Indeterminate			Definite (6)								Yes	No
		Minimum (4)			Maximum (5)	Yrs.		Mos.		Days							
		Yrs.	Mos.		Yrs.	Mos.	Yrs.	Mos.	Days								
01	11431	9	9	Indecent Liberties						1	0	0	Red	N. Dak.	22	S	X
02	11327	9	16	Obtaining money by false pretenses P.V.	1	0	3	0					White	N. Dak.	19	S	X
03	11432	9	17	Burglary	2	0	5	0					White	Emmett	44	M	X
04	10366	9	28	Rape in the 1st Degree								Life	White	Mich.	42	M	X
05	11433	9	29	Assault with adangerour weapon w/ointent to kill	1	0	5	0					White	N. Dak.	30	D	X
06	11434	9	30	Burglary						3	0	0	Red	N. Dak.	25	S	X
07																	
08																	
09																	
10																	
11																	
12																	
13																	
14																	
15																	
16																	
17																	
18																	
19																	
20																	

96

REPORT PERIOD FROM 9/1/71 TO 9/31/71

U.S. DEPARTMENT OF CORRECTIONS

1 OF 1

INSTITUTION FOR MEN, ST. YVES, N. DAKOTA

INSTITUTION CODE North Dakota State Farm

D. GRAND TOTAL ADMITTED 3 E. SHEET TOTAL 3

Institution Code	Serial No. of Prisoner	Date of Admission		OFFENSE FOR WHICH COMMITTED (AS LISTED IN COMMITMENT PAPER)	Race			State or County of Birth	Age at Admission (Yr.)	Marital Status	Days in Prison	
		Mo.	Day		White	Other	Days					
01	2241	9	2	Driving under suspension	0	3	0	White	N. Dak.	25	S	X
02	2242	9	4	Assault & Battery Upon a Peace Officer	1	0	0	White	Texas	22	S	X
03	2243	9	24	Grand Larceny	0	4	0	White	N. Dak.	18	S	X
04												
05												
06												
07												
08												
09												
10												
11												
12												
13												
14												
15												
16												
17												
18												
19												
20												

976

TABLE 65
 U.S. DEPARTMENT OF JUSTICE - BUREAU OF PRISONS
NATIONAL PRISONER STATISTICS COURT ADMISSIONS

A. REPORT PERIOD: FROM Sept 1, TO Sept 30,

C. SHEET NO. 1 OF 1 SHEET

B. INSTITUTION CODE North Dakota State Farm

D. GRAND TOTAL ADMITTED 4 E. SHEET TOTAL 4

Line Number	Serial Number of prisoner received from court and continued cases (1)	Date of admission (2)		OFFENSE FOR WHICH COMMITTED (AS GIVEN IN COMMITMENT PAPERS) (3)	Sentence (as fixed by court)							Race (7)	State or country of birth (8)	Age at last birthday (9)	Marital status (10)	Prior conviction in adult court (11)	
		No.	Day		Indeterminate			Definite (6)								Yes	No
					Minimum (4)		Maximum (5)		Yrs.	Mos.	Days						
					Yrs.	Mos.	Yrs.	Mos.									
01	#2244	9	10	Unlawful Entry of Building					1	0	0	Red	N. Dak.	20	S		X
02	#2245	9	16	Drove while under Suspension					0	4	0	White	N. Dak.	19	S		X
03	#2246	9	17	Issuing a No Account Check (6-08-16.1 NDCC)					0	6	0	White	N. Dak.	21	M		X
04	#2247	9	29	Burglary					1	0	0	Red	Minn.	32	S		X
05																	
06																	
07																	
08																	
09																	
10																	
11																	
12																	
13																	
14																	
15																	
16																	
17																	
18																	
19																	
20																	

- 86 -

MALE PRISONERS ONLY

A. REPORT PERIOD: FROM Oct. 1 TO Oct. 31

TABLE 66
U.S. DEPARTMENT OF JUSTICE - BUREAU OF PRISONS

C. SHEET NO. 1 OF 1 SHEETS

NATIONAL PRISONER STATISTICS COURT ADMISSIONS

B. INSTITUTION CODE North Dakota State Penitentiary

D. GRAND TOTAL ADMITTED 5 E. SHEET TOTAL 5

List Number	Serial No. of prisoner received from court and continued cases (1)	Date of admission (2)		OFFENSE FOR WHICH COMMITTED (AS GIVEN IN COMMITMENT PAPERS) (3)	Sentence (as fixed by court)							Race (7)	State or country of birth (8)	Age at last birth- day (9)	Marital status (10)	Prior commit- ments in adult inst. (11)	
		Mo.	Day		Indeterminate				Definite							Yes	No
					Minimum (4)		Maximum (5)		(6)								
					Yrs.	Mos.	Yrs.	Mos.	Yrs.	Mos.	Days						
01	#11435	10	4	Attempted First Degree Murder	6	0	10	0				White	N. Dak.	32	D		X
02	#11436	10	8	Assault & Battery upon a Peace Officer	1	0	2	0				White	Kansas	32	D		X
03	#11437	10	13	Incecent Liberties					1	0	0	White	California	20	S		X
04	#11401	10	20	Forgery - Escapee Returned	1	0	3	0				White	Penn.	27	D		X
05	#11438	10	29	Burglary	1	0	4	0				White	N. Dak.	37	M.		X
06																	
07																	
08																	
09																	
10																	
11																	
12																	
13																	
14																	
15																	
16																	
17																	
18																	
19																	
20																	

-66-

A. REPORT PERIOD: FROM Oct. 1 TO Oct. 31

TABLE 67
U.S. DEPARTMENT OF JUSTICE - BUREAU OF PRISONS

C. SHEET NO. 1 OF 1 SHEETS

B. INSTITUTION CODE NORTH DAKOTA STATE FARM

NATIONAL PRISONER STATISTICS COURT ADMISSIONS

D. GRAND TOTAL ADMITTED 6 E. SHEET TOTAL 6

I. Inmate number	Serial No. of prisoner received from State and contract no. (1)	Date of admission (2)		OFFENSE FOR WHICH COMMITTED (AS GIVEN IN COMMITMENT PAPERS) (3)	Sentence (as fixed by court)							Race (7)	State or country of birth (8)	Age at last birthday (9)	Marital status (10)	Prior convictions in adult prison (11)		
		Mo.	Day		Indeterminate			Definite (6)								Yes	No	
					Minimum (4)		Maximum (5)	Yrs.	Mos.	Days								
		Yrs.	Mos.		Yrs.	Mos.	Yrs.				Mos.					Days		
01	#2248	10	6	Burglary						1	0	0	White	N. Dak.	20	S		X
02	#2249	10	10	Assault & Battery upon a Peace Officer						1	0	0	White	N. Dak.	20	S		X
03	#2250	10	16	Assault and Battery						1	0	0	White	N. Dak.	45	D		X
04	#2251	10	21	Obtaining property by false pretenses						1	0	0	White	N. Dak.	19	S		X
05	#2252	10	26	Burglary						1	0	0	White	N. Dak.	26	S		X
06	#2253	10	29	Larceny of an automobile						1	0	0	White	N. Dak.	25	S		X
07																		
08																		
09																		
10																		
11																		
12																		
13																		
14																		
15																		
16																		
17																		
18																		
19																		
20																		

-001-

MALE PRISONERS ONLY

A. REPORT PERIOD: FROM Nov. 1 TO Nov. 30

TABLE 68

U.S. DEPARTMENT OF JUSTICE - BUREAU OF PRISONS

NATIONAL PRISONER STATISTICS COURT ADMISSIONS

C. SHEET NO. 1 OF 1 SHEET

B. INSTITUTION CODE North Dakota State Penitentiary

D. GRAND TOTAL ADMITTED 5 E. SHEET TOTAL 5

Serial No. of prisoner received from court had continued cases (1)	Date of admission (2) Mo. Day		OFFENSE FOR WHICH COMMITTED (AS GIVEN IN COMMITMENT PAPERS) (3)	Sentence (as fixed by court)							Race (7)	State or country of birth (8)	Age at last birth day (9)	Marital status (10)	Prior record adult (11) Yes				
				Indeterminate				Definite											
				Minimum (4)		Maximum (5)		(6)											
				Yrs.	Mos.	Yrs.	Mos.	Yrs.	Mos.	Days									
01	#11325	11	9	Petit Larceny 2nd Offense P.V.			1	0	3	0				Red	N. Dak.	41	D		
02	#11439	11	11	Burglary Forgery -			1	0	5	0				White	Montana	23	S	X	
03	#11440	11	17	Obtaining property by False Pretenses							3	0	0	White	N. Dak.	56	D	X	
04	#11441	11	23	Uttering a Forged Instrument			1	0	2	0				White	N. Dak.	52	D	X	
05	#11352	11	24	Burglary			1	0	3	0				White	N. Dak.	23	S	X	
06																			
07																			
08																			
09																			
10																			
11																			
12																			
13																			
14																			
15																			
16																			
17																			
18																			
19																			
20																			

-101-

FEMALE PRISONERS ONLY

TABLE 71

U.S. DEPARTMENT OF JUSTICE - BUREAU OF PRISONS

C. SHEET NO. 1 OF 1 SHEETS

REPORT PERIOD: FROM Dec. 1 TO Dec. 31

NATIONAL PRISONER STATISTICS COURT ADMISSIONS

INSTITUTION CODE N.Dak. State Penitentiary

D. GRAND TOTAL ADMITTED 1 E. SHEET TOTAL 1

Line number	Serial No. of prisoner received from court and continued cases (1)	Date of admission (2) Mo. Day		OFFENSE FOR WHICH COMMITTED (AS GIVEN IN COMMITMENT PAPERS) (3)	Sentence (as fixed by court)							Race (7)	State or country of birth (8)	Age at last birthday (9)	Marital status (10)	Prisoner committed to adult inst. (11)	
					Indeterminate			Definite								Yes	No
					Minimum (4)		Maximum (5)	Minimum (6)		Maximum (6)							
					Yrs.	Mos.	Yrs.	Mos.	Yrs.	Mos.	Days						
01	#11444	12	2	Forgery					1	0	0	White	N.Dak.	21	M		X
02																	
03																	
04																	
05																	
06																	
07																	
08																	
09																	
10																	
11																	
12																	
13																	
14																	
15																	
16																	
17																	
18																	
19																	
20																	

MALE PRISONERS ONLY

TABLE 72
U.S. DEPARTMENT OF JUSTICE - BUREAU OF PRISONS
NATIONAL PRISONER STATISTICS COURT ADMISSIONS

A. REPORT PERIOD: FROM Dec. 1 TO Dec. 31

C. SHEET NO. 1 OF 1 SHEETS

B. INSTITUTION CODE North Dakota State Farm

D. GRAND TOTAL ADMITTED 5 E. SHEET TOTAL 5

LINE NUMBER	Serial Number of prisoner received from court as continued case (1)	Date of admission (2)		OFFENSE FOR WHICH COMMITTED (AS GIVEN IN COMMITMENT PAPERS) (3)	Sentence as fixed by court						Race (7)	State or country of birth (8)	Age at last birth day (9)	Marital status (10)	Prior commitments to adult inst. (11)		
		Mo.	Day		Indeterminate			Definite							Yes	No	
					Minimum (4) (Maximum (5))		(6)										
		Yrs.	Mos.		Yrs.	Mos.	Yrs.	Mos.	Days								
01	#2263	12	1	Operation of a M V w/o Consent of owner					0	3	0	White	Mich	23	S		X
02	#2264	12	1	Possession of Marijuana					1	0	0	White	Texas	25	S		X
03	#2265	12	6	Burglary					1	0	0	Red	N.Dak.	22	S		X
04	#2266	12	13	Possession of Marijuana					0	6	0	White	Indiana	18	S		X
05	#2267	12	30	Larceny of Automobile					1	0	0	Red	N.Dak.	18	S		X
06																	
07																	
08																	
09																	
10																	
11																	
12																	
13																	
14																	
15																	
16																	
17																	
18																	
19																	
20																	

108-5-09